

This document contains key information clients of Sun Life of Canada Prosperity Balanced Fund should know about. More information can be found in the Fund's prospectus. Ask a Sun Life Financial Advisor or contact Sun Life Asset Management Company, Inc., at 8-849-9888 or PHIL-MF-Products@sunlife.com or visit www.sunlifefunds.com.

Launch Date	April 5, 2000	Fund Structure	Mutual Fund (Shares)	Transfer Agency Fee	0.15%
Fund Size	PHP 6,571,382,812.68	Fund Classification	Balanced Fund	Minimum Holding Period	None
Net Asset Value Per Share	3.4623	Minimum Subscription	PHP 1,000	Early Redemption Fee	None
Benchmark	50% PSEi + 48% Bloomberg Sovereign Bond Index 1-5 Year, net of tax (adjusted by Sun Life) + 2% Philippine Peso TD Rate 1 Month to 3 Months, net of tax	Minimum Subsequent	PHP 1,000	Redemption Settlement	T+3 business days
		Management and Distribution Fee	2.00%	Bloomberg Ticker	SNCPBA PM Equity

What does the Fund invest in?

The **Sun Life of Canada Prosperity Balanced Fund** aims to provide total returns consisting of current income and capital growth through investment in a mix of fixed income and equity securities.

The Fund is suitable for investors with a **balanced risk profile** and long-term investment horizon. This is for investors who want to enjoy the relative safety of fixed income securities without sacrificing the growth potential of equities.

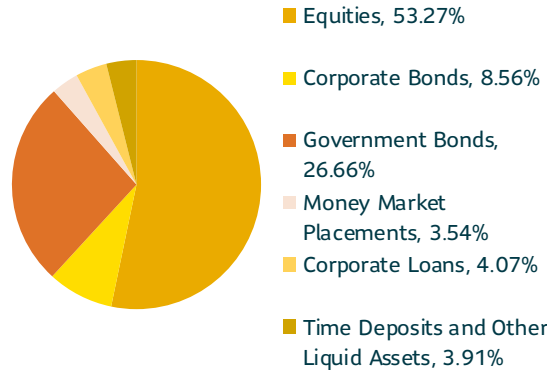
Top Equity Holdings

1. SM Investments Corporation, 8.01%
2. BDO Unibank Inc., 5.50%
3. International Container Terminal Services Inc., 5.35%
4. Bank of the Philippine Islands, 4.63%
5. SM Prime Holdings Inc., 4.51%

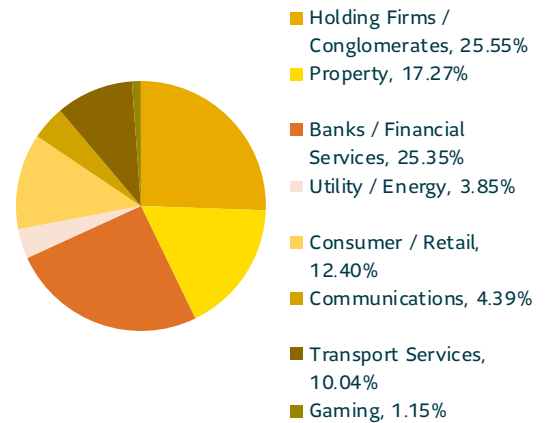
Top Fixed Income Holdings

1. Treasury Bond 2029, 6.12%
2. Treasury Bond 2027, 4.67%
3. Treasury Bond 2028, 4.09%
4. Treasury Bond 2029, 3.33%
5. Money Market - Other Banks, 2.59%

Investment Mix

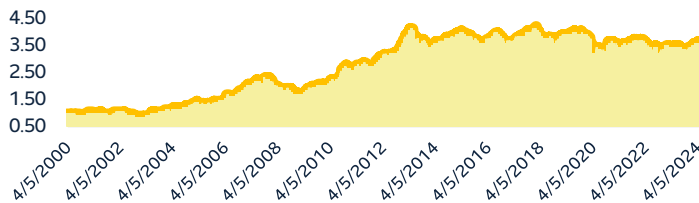


Sector Allocation



How has the Fund performed?

NAVPS Since Inception



CUMULATIVE PERFORMANCE

	MoM	YTD	1-Year	3-Year	5-Year
Fund	-2.75%	1.61%	1.84%	3.80%	-10.45%
Benchmark*	-1.86%	1.94%	2.26%	5.08%	1.17%

Notes:

- Year-to-date (YTD) returns are computed as the return from the last business day of the previous year to the last business day of the reporting month.
- Benchmark data were based on available information as of extraction date.

***Bond Benchmark Effectivity Date:**

HSBC Local Currency Bond Philippines Liquid Total Return: May 25, 2009 to April 30, 2016
 Bloomberg Sovereign Bond Index, net of tax (adjusted by Sun Life): May 1, 2016 to February 28, 2017
 Bloomberg Sovereign Bond Index 1 to 5 Year, net of tax (adjusted by Sun Life): March 1, 2017 to present

Market Review and Outlook

- After a strong start to the month with the Philippine Stock Exchange Index (PSEi) breaching the 7,000 level, the market succumbed to profit taking as geopolitical concerns, rising oil, and a weaker peso sapped investor sentiment. The PSEi declined by 2.94% or 203.04 points lower, closing the month at 6,700.49.
- Foreign funds turned negative with an outflow of \$412.3 million, driven mostly by the settlement of BLOOM's dispute with GGAM. Ruling that out, foreigners were net sellers for \$90.6 million.
- Philippine government bond yields surged by 50 to 80 basis points, leading to negative returns for bonds in April. Poor market liquidity and surging US yields dragged peso yields higher. In addition, bond auctions saw awards at higher rates, further contributing to the weak market sentiment.
- After falling below the 6,800 support level, the PSEi will likely trade range bound between 6,400 – 6,800, taking queues from 1Q24 earnings results, and key macro data points such as inflation.
- The Fund is a mix of equities and cash/fixed income securities and mimics the composition and performance of the equity and fixed income benchmarks.
- On a gross-of-fees basis, the Fund is in-line with its benchmark year-to-date.

DISCLAIMER: Sun Life Asset Management Company, Inc. (SLAMCI) makes no representation as to the accuracy or completeness of the information contained herein. The information contained in this presentation is for information purposes only. It is not intended to provide professional investment, or any other type of advice or recommendation in relation to purchases or sales of securities whether or not they are related to SLAMCI; it does not constitute any guarantee of performance, and neither does it take into account the particular investment objectives, financial situation or needs of individual recipients. Any opinions or estimates herein reflect our judgment as at the date of this presentation and are subject to change at any time without notice. This material is a copyrighted work. You may not share, distribute, revise, transform, or build upon this material without prior written consent of, and proper attribution to Sun Life. All trademarks are the properties of their respective owners.

SLAMCI is regulated by the **Securities and Exchange Commission (SEC)**.
 For consumer assistance and financial consumer complaints, you may contact the **Corporate Governance and Finance Department (CGFD)** through CGFD@sec.gov.ph or 8818-5952 / 5322-7696 loc. 114.