



ANNUAL STATEMENT
OF
TRUST FUND

SUN LIFE FINANCIAL PLANS, INC.

5th Floor, Sun Life Centre, 5th Avenue corner Rizal Drive,
Bonifacio Global City, Taguig City 1634

Submitted to the
INSURANCE COMMISSION
Manila, Philippines

For the Year Ended
DECEMBER 31, 2018

PENSION PLAN

PRE-NEED

ANNUAL STATEMENT of Trust Funds for the Year Ended December 31, 2018 of

SUN LIFE FINANCIAL PLANS, INC.

PENSION

Table of Contents

Pages			
1		COMPANY INFORMATION	
		EXHIBITS:	
2	1	Balance Sheet	
3	2	Income Statement	
4	3	List of Trustees	
5	4	Summary of Monthly Deposits to the Trust Fund - Per Trustee	
6	5	Summary of Monthly Withdrawals from the Trust Fund - Per Trustee	
		SCHEDULES:	
7	1	Government Securities	
8	2	Cash on Hand and in Banks	
9	3	Mutual Funds/UITF	
10	4	Short Term Investments	
11	5	Corporate Bonds	
12	6	Mortgage Loans	
13	7	Planholders' Loans	
14	8	Stocks	
15	9	Real Estate	
16	10	Other Investment	
17	11	Accrued Investment Income	
18	12	Other Assets	
19	13	Accrued Trust Fees	
20	14	Accrued Taxes	
21	15	Other Liabilities	
22	16	Retained Earnings	
23		CERTIFICATION, NOTARIZED AND SEALED	
		Date of Filing: _____	
		Company Representative: _____	
		Contact Number: _____	
		IC Representative/Examiner: _____	
		Date Received: _____	

ANNUAL STATEMENT for the Year Ended December 31, 2018 of Sun Life Financial Plans, Inc.

PENSION PLAN

License Number	PN-2018-05-R	Date of Issue	December 11, 2017
SEC Registration Number	A200014495	Date of Issue	September 18, 2000
Date of Incorporation	September 18, 2000	Commenced Business on	June 1, 2001
Tax Identification Number	208-551-659-000		
Home Office Address	2 nd Floor, Sun Life Centre, 5 th Avenue corner Rizal Drive, Bonifacio Global City, Taguig City		
Telephone Number	555-8888	FAX Number	849-9619
Email Address		Website	www.sunlife.com.ph

MEMBERS OF THE BOARD, OFFICERS AND EMPLOYEES

Position	Name	Nationality	Terms of Office	
			From	To
Chairman	Chia-Ling Chou aka Lucy Chou	Chinese	March 7, 2018	March 5, 2019
Vice-Chairman				
Members	Rizalina G. Mantaring	Filipino	March 7, 2018	June 30, 2018
	Benedicto C. Sison	Filipino and American	July 1, 2018	March 5, 2019
Independent Directors:	Francisco S. A Sandejas	Filipino	March 7, 2018	March 5, 2019
	Oscar S. Reyes	Filipino	March 7, 2018	March 5, 2019
President	Alexander S. Narciso	Filipino	March 7, 2018	March 5, 2019
Vice-President				
Secretary	Jemilyn S. Camania	Filipino	March 7, 2018	March 5, 2019
Asst. Corp Secretary	Anna Katrina C. Kabigting- Ibero	Filipino	March 7, 2018	March 5, 2019
Treasurer	Sherwin S. Sampang	Filipino	March 7, 2018	March 5, 2019
General Manager				
Actuary				
Department Heads:				
Underwriting				
Sales				
Investments				
Administrations				
Claims				
Chief Accountant				
Internal Auditor	Joel O. Bungabong	Filipino	March 7, 2018	March 5, 2019
External Auditor	Navarro Amper & Co.			
Compliance Officer:	Ajee T.Co	Filipino	March 7, 2018	March 5, 2019
Trustees:				
Number of Salaried Officers	0	Number of Salaried Employees	0	
Number of Branches	47	Number of Sales Counselors	537	

ANNUAL STATEMENT of Trust Fund for the Year Ended December 31, 2018 of Sun Life Financial Plans, Inc.

PENSION PLAN

EXHIBIT 1 - BALANCE SHEET

ASSETS	Current Year	% to Total Equity	Previous Year	% to Total Equity
1 Government Securities (Schedule 1)	3,134,540,061	90.17%	4,034,194,077	93.50%
2 Cash in Savings/Time Deposits (Schedule 2)	153,525,066	4.42%	60,812,297	1.41%
3 Mutual Funds/UITF (Schedule 3)			-	
4 Short Term Investments (Schedule 4)			-	
5 Corporate Bonds (Schedule 5)	53,085,920	1.53%	45,939,365	1.06%
6 Mortgage Loans (Schedule 6)			-	
7 Planholders' Loans (Schedule 7)			-	
8 Stocks (Schedule 8)	79,420,008	2.28%	100,840,978	2.34%
9 Real Estate (Schedule 9)			-	
10 Other Investments (Schedule 10)			-	
11 Accrued Investment Income (Schedule 11)	56,636,300	1.63%	66,491,254	1.54%
12 Other Assets (Schedule 12)	-	0.00%	7,551,114	0.18%
13 Total Assets	3,477,207,355		4,315,829,085	
LIABILITIES				
14 Accrued Trust Fees (Schedule 13)	884,725	-0.03%	1,108,141	-0.03%
15 Accrued Taxes (Schedule 14)				
16 Other Liabilities (Schedule 15)	663	0.00%	841	0.00%
17 Total Liabilities	885,388		1,108,982	
FUND EQUITY				
18 Fund Balance (beginning)	(247,526,177)		638,110,768	
19 Additional Contribution (current year) (Exhibit 4)	109,490,590		109,840,774	
20 Withdrawals (current year) (Exhibit 5)	(804,199,384)		(995,477,719)	
21 Adjustments (prior periods) (Schedule 1-15)	7,466,496			
22 Fund Balance (ending)	(934,768,475)		(247,526,177)	
23 Retained Earnings (beginning)	4,203,268,113		3,933,348,662	
24 Net Income (Loss) - (curent year) (Exhibit 2)	188,856,773		269,919,451	
25 Retained Earnings (end)	4,392,124,886		4,203,268,113	
26 Net Unrealized Income (Loss) (Schedule 1-10)	18,965,556		358,978,168	
27 Total Fund Equity	3,476,321,967		4,314,720,103	
28 Total Liabilities & Fund Equity	3,477,207,355		4,315,829,085	

**ANNUAL STATEMENT of Trust Fund for the Year Ended December 31, 2018 of Sun Life Financial
Plans, Inc.**

PENSION PLAN

EXHIBIT 2 - INCOME STATEMENT

INCOME	Current Year	Previous Year
1 Interest Income		
<i>Special Deposit Account</i>	6,009,054	2,272,577
<i>Deposits in Bank</i>	-	-
<i>Government Securities</i>	201,968,112	276,881,520
<i>Other Securities and Debt Instruments</i>	1,873,641	
<i>Others (Specify)</i>		
2 Gain on Sale of Securities		
<i>Government Securities</i>	(9,940,432)	1,915,552
<i>Stocks</i>	(1,121,496)	1,689,781
<i>Preferred Shares</i>		-
<i>Others (Specify)</i>		-
3 Dividend Income		
<i>Preferred Shares</i>		-
<i>Stocks</i>	1,896,694	2,265,572
4 Other Income		-
5 Total Income before Expenses	<u>200,685,573</u>	<u>285,025,002</u>
EXPENSES		
6 Trust and Management Fee	11,541,736	14,611,847
7 Other Expenses (Service charge)	<u>140,797</u>	<u>207,608</u>
8 Total Expenses	<u>11,682,533</u>	<u>14,819,455</u>
NET INCOME BEFORE TAX	189,003,040	270,205,547
9 Taxes (Specify)		
Final Tax	146,267	286,096
NET INCOME AFTER TAXES	<u>188,856,773</u>	<u>269,919,451</u>
RETURN ON INVESTMENTS	5.23%	6.54%

ANNUAL STATEMENT of Trust Fund for the Year Ended December 31, 2018 of Sun Life Financial Plans, Inc.

PENSION PLAN

EXHIBIT 3 - LIST OF TRUSTEES

	Name of Trustee (1)	Account Number (2)	Trust Fund Equity (3)
1	Banco de Oro Non Par	210-78079-7	2,734,561,135
2	Banco de Oro	210-78055-3	741,760,832
3			
4			
5			
6			
7			
8			
9			
10			
		TOTALS	3,476,321,967

ANNUAL STATEMENT of Trust Fund for the Year Ended December 31, 2018 of Sun Life Financial Plans, Inc.

PENSION PLAN

EXHIBIT 4 - SUMMARY OF MONTHLY DEPOSITS TO THE TRUST FUND (Per Trustee)

Name of Trustee Bank	Month	Amount of	Amount of	Remarks
		Required Deposit	Actual Deposit	
	(1)	(2)	(3)	(4)
Banco De Oro Non Par				
	January	4,985,792	6,280,244	
	February	4,964,442	41,191,717	
	March	5,731,184	5,228,038	
	April	4,771,289	4,217,503	
	May	4,645,731	5,283,774	
	June	4,343,950	4,200,143	
	July	6,035,957	5,690,882	
	August	6,068,370	6,338,088	
	September	5,154,472	4,606,561	
	October	12,838,559	12,372,310	
	November	5,178,544	5,452,915	
	December	4,968,347	5,057,535	
		69,686,637	105,919,710	
Banco De Oro Par				
	January	374,716	311,645	
	February	445,731	600,567	
	March	177,533	197,296	
	April	267,228	179,636	
	May	433,512	514,498	
	June	218,294	116,189	
	July	336,735	376,508	
	August	468,992	412,203	
	September	152,309	272,147	
	October	184,022	145,890	
	November	283,272	305,107	
	December	206,185	139,194	
		3,548,529	3,570,880	
TOTALS		73,235,166	109,490,590	

ANNUAL STATEMENT of Trust Fund for the Year Ended December 31, 2018 of Sun Life Financial Plans, Inc.

PENSION PLAN

EXHIBIT 5 - SUMMARY OF MONTHLY WITHDRAWALS FROM THE TRUST FUNDS (Per Trustee)

Name of Trustee Bank (1)	Month (2)	Total Amount of Withdrawal (3)	Breakdown / Purpose of Withdrawal				Description for "Others" (8)
			Planholders' Benefits (4)	Trustee's Fees (5)	Taxes (6)	Others (7)	
Banco De Oro Non Par							
	January	60,622,356	60,622,356	841,265.00	2,423,831		
	February	42,889,326	42,889,326	814,879.00	3,366,403		
	March	59,884,708	59,884,708	797,778.00	3,340,951		
	April	83,046,464	83,046,464	789,327.00	3,339,536		
	May	19,676,673	19,676,673	783,492.00	5,895,390		
	June	34,476,377	34,476,377	774,254.00	3,225,299		
	July	109,722,767	109,722,767	749,365.00	4,461,203		
	August	45,975,514	45,975,514	734,754.00	3,072,008		
	September	30,901,873	30,901,873	717,564.00	3,103,976		
	October	27,295,500	27,295,500	688,865.00	3,135,985		
	November	63,884,956	63,884,956	686,366.00	3,146,518		
	December	47,454,513	47,454,513	690,975.00	3,136,729		
		625,831,027	625,831,027	9,068,884	41,647,829		
Banco De Oro Par							
	January	24,498,401	24,498,401	232,588	951,310		
	February	18,926,259	18,926,259	226,529	960,918		
	March	40,523,679	40,523,679	217,775	816,078		
	April	8,013,353	8,013,353	212,108	904,692		
	May	18,526,831	18,526,831	209,173	885,520		
	June	14,830,080	14,830,080	204,657	922,312		
	July	23,331,789	23,331,789	200,213	723,916		
	August	12,033,349	12,033,349	197,170	1,327,903		
	September	4,688,675	4,688,675	194,761	876,958		
	October	3,411,993	3,411,993	191,991	864,514		
	November	7,780,646	7,780,646	192,137	868,008		
	December	1,803,302	1,803,302	193,750	859,009		
		178,368,357	178,368,357	2,472,852	10,961,138		
TOTALS		804,199,384	804,199,384	11,541,736	52,608,967		

ANNUAL STATEMENT of Trust Funds for the Year Ended December 31, 2018 of SUN LIFE FINANCIAL PLANS INC.

PENSION PLAN

SCHEDULE 1- Government Securities

NAME OF TRUSTE E BANK	SECURITY		DATE			INITIAL ACQUISITION/BOOKING VALUE			PRICE			Unrealized Gain (Loss)	INTEREST							
	Description	Serial No.	Acquired	Issued	Maturity	Face Value	Underwriting Discount/ Premium	Acquisition Cost	At Acquisition Date	At Closing/ Balance Sheet Date	Book Value		Market Value	Annual Coupon Rate	How Paid*	Collected During the Year	Accrued Previous Year	Accrued Current Year	Earned During the Year	
1	2		3	4	5	6	7	8	9	10	11	12	13= (12-11)	14	15	16	17	18	19 = (16-17+18)	
	DOMESTIC ISSUES:					Sum of NO. OF UNITS		Sum of ACQUISITION			Sum of BOOK VAL	Sum of TOT. MRKTVAL								
	FXTN:																			
B	1	FXTN	PIBD1022G545	5/31/2016	7/19/2011	1/19/2022	8,850,667		9,921,791	112	99	9,445,131.00	8,746,066.00	(699,065)	6.38	semi-annually every Jul 19 and Jan 19				
A	2	FXTN	PIBD1024H595	5/20/2016	8/20/2014	8/20/2024	280,000,000		290,004,698	104	89	287,130,910.00	249,546,334.00	(38,584,575)	4.13	semi-annually every Aug 20 and Feb 20				
N	3	FXTN	PIBD1025I608	6/1/2016		9/9/2025	190,000,000		191,071,593	101	85	190,769,441.00	161,407,225.00	(29,362,216)	3.63	semi-annually every Sep 9 and Mar 9				
C	4	FXTN	PIBD2026A122	1/19/2006	1/19/2006	1/19/2026	396,088,282		446,285,335	113	115	427,178,168.00	454,101,435.00	26,923,267	10.25	semi-annually every Jul 19 and Jan 19				
O	5	FXTN	PIBD2027H140	9/6/2007	9/6/2007	9/6/2027	280,000,000		295,395,255	102	108	293,196,101.00	314,034,171.00	20,838,069	8.63	semi-annually every Sep 6 and Mar 6				
	6	FXTN	PIBD2028L151	4/2/2009	12/4/2008	12/4/2028	530,000,000		559,965,651	106	115	549,929,604.00	607,594,157.00	57,664,553	9.50	semi-annually every Dec 4 and Jun 4				
	7	FXTN	PIBD2031G171	7/19/2011	7/19/2011	7/19/2031	400,000,000		395,097,497	99	107	396,083,046.00	428,058,548.00	31,975,502	8.00	semi-annually every Jul 19 and Jan 19				
D	8	FXTN	PIBD2530G029	2/5/2010	7/28/2005	7/28/2030	30,000,000		38,975,977	130	136	38,985,921.00	40,764,200.00	3,778,279	12.50	semi-annually every Jul 28 and Jan 28				
E	9	FXTN	PIBD2531A032	2/1/2006	1/26/2006	1/26/2031	30,000,000		30,577,995	102	129	30,389,309.00	38,666,673.00	8,277,364	11.25	semi-annually every Jul 26 and Jan 26				
	10	FXTN	PIBD0725D618	11/29/2018		4/12/2025	20,000,000		18,905,472	95	95	18,915,199.00	18,970,799.00	55,600	5.75	semi-annually every Oct 12 and Apr 12				
	11																			
	12																			
	13																			
	14																			
	15																			
	TREASURY BILLS																			
	1	RTB	PIID1023H046	7/18/2016		8/15/2023	100,000,000		100,025,335	100	88	100,016,849	87,756,199	(12,258,650)	3.2500	semi-annually every Nov 15 and May 15				
	2	RTB	PIID1028I057	10/20/2016		9/20/2026	20,000,000		19,421,027	97	82	19,531,266	16,351,586	(3,179,700)	3.5000	semi-annually every Dec 20 and Jun 20				
	3	RTB	PIID2537J015	2/26/2016		10/24/2037	140,000,000		162,240,543	116	84	160,504,187	118,051,458	(42,452,729)	6.1250	semi-annually every Oct 24 and Apr 24				
		Sub-total					2,434,938,948		2,557,888,169			2,520,075,132	2,543,050,831	22,975,699			170,756,692	54,604,251	44,676,612	160,829,054
	FOREIGN ISSUES:																			
	1																			
	2																			
		Sub-total																		
	TOTALS						2,434,938,948		2,557,888,169			2,520,075,132	2,543,050,831	22,975,699			170,756,692	54,604,251	44,676,612	160,829,054

ANNUAL STATEMENT of Trust Funds for the Year Ended December 31, 2018 of SUN LIFE FINANCIAL PLANS INC.

PENSION PLAN

SCHEDULE 1- Government Securities

NAME OF TRUSTE E BANK	SECURITY		DATE			INITIAL ACQUISITION/BOOKING VALUE			PRICE				Unrealized Gain (Loss)	INTEREST					
	Description	Serial No.	Acquired	Issued	Maturity	Face Value	Underwriting Discount/ Premium	Acquisition Cost	At Acquisition Date	At Closing/ Balance Sheet Date	Book Value	Market Value		Annual Coupon Rate	How Paid*	Collected During the Year	Accrued Previous Year	Accrued Current Year	Earned During the Year
1	2	3	4	5	6	7	8	9	10	11	12	13= (12-11)	14	15	16	17	18	19 = (16-17+18)	
	DOMESTIC ISSUES:																		
	FXTN:																		
	1	FXTN	PIBD2022C021	12/24/2008			14,684,000.00		21,402,286	146	116	17,078,374	17,078,374	-	15.00	semi-annually every Sep 14 and Mar 14			
	2	FXTN	PIBD2023B048	12/24/2008			9,511,412.00		12,123,479	127	112	10,643,359	10,643,359	-	13.00	semi-annually every Aug 20 and Feb 20			
	3	FXTN	PIBD2023E054	12/24/2008			53,617,000.00		66,663,393	124	111	59,518,318	59,518,318	-	11.88	semi-annually every Nov 29 and May 29			
	4	FXTN	PIBD2023J088	12/24/2008			31,045,000.00		38,530,577	118	108	33,655,773	33,655,773	-	11.38	semi-annually every Oct 23 and Apr 23			
	5	FXTN	PIBD2024F075	12/24/2008			34,797,408.00		43,344,154	125	113	39,242,087	39,242,087	-	12.38	semi-annually every Dec 3 and Jun 3			
	6	FXTN	PIBD2024H086	12/24/2008			19,450,000.00		24,756,024	127	114	22,266,890	22,266,890	-	12.88	semi-annually every Aug 5 and Feb 5			
	7	FXTN	PIBD2024K091	12/24/2008			5,000,000.00		6,927,486	139	121	6,034,512	6,034,512	-	13.75	semi-annually every Nov 11 and May 11			
	8	FXTN	PIBD2025D103	12/24/2008			7,400,000.00		9,330,169	126	115	8,476,351	8,476,351	-	12.13	semi-annually every Oct 14 and Apr 14			
	9	FXTN	PIBD2025J116	12/24/2008			4,602,000.00		5,800,142	126	115	5,301,528	5,301,528	-	12.13	semi-annually every Oct 20 and Apr 20			
	10	FXTN	PIBD2026A122	12/24/2008			37,802,000.00		41,770,237	110	106	40,168,542	40,168,542	-	10.25	semi-annually every Jul 19 and Jan 19			
	11	FXTN	PIBD2026L139	12/24/2008			7,500,000.00		9,978,479	93	96	7,170,048	7,170,048	-	8.00	semi-annually every Dec 7 and Jun 7			
	12	FXTN	PIBD2027I140	12/24/2008			13,000,000.00		12,599,362	97	98	12,734,304	12,734,304	-	8.63	semi-annually every Sep 6 and Mar 6			
	13	FXTN	PIBD2028L151	5/28/2009			39,000,000.00		41,793,881	107	105	40,964,454	40,964,454	-	9.50	semi-annually every Dec 4 and Jun 4			
	14	FXTN	PIBD2030E168	7/8/2010	5/27/2010		15,000,000.00		15,083,884	101	111	15,005,463	16,664,651	1,659,188	8.75	semi-annually every Nov 27 and May 27			
	15	FXTN	PIBD2031G171	7/19/2011	7/19/2011	7/19/2031	70,000,000.00		73,188,898	105	107	71,411,205	74,910,246	3,499,041	8.00	semi-annually every Jul 19 and Jan 19			
	16	FXTN	PIBD2032B183	2/2/2012	2/2/2012	2/2/2032	50,000,000.00		49,897,030	100	91	49,924,509	45,444,968	(4,479,544)	5.88	semi-annually every Aug 2 and Feb 2			
	17	FXTN	PIBD2525K015	12/24/2008			9,740,000.00		16,393,418	168	141	13,768,188	13,768,188	-	16.25	semi-annually every Nov 29 and May 29			
	18	FXTN	PIBD2530G029	12/24/2008			24,650,000.00		31,955,814	130	123	30,234,223	30,234,223	-	12.50	semi-annually every Jul 28 and Jan 28			
	19	FXTN	PIBD2531J042	12/24/2008	10/5/2006		1,000,000.00		1,105,401	111	108	1,080,724	1,080,724	-	9.38	semi-annually every Oct 5 and Apr 5			
	20	FXTN	PIBD2532K057	12/24/2008			30,400,000.00		31,751,326	104	103	31,460,287	31,460,289	-	8.50	semi-annually every Nov 29 and May 29			
	21	FXTN	PIBD2534K062	11/5/2009			22,000,000.00		22,000,000	100	100	22,000,000	22,000,000	-	9.25	semi-annually every Nov 5 and May 5			
	22	FXTN	PIBD2535I071	10/18/2010	9/30/2010	9/30/2035	50,000,000.00		52,781,766	106	105	52,336,153	52,671,405	335,252	8.00	semi-annually every Sep 30 and Mar 30			
	23																		
	24																		
	25																		
	TREASURY BILLS																		
	1																		
	2																		
	3																		
		Sub-total					550,198,820		624,177,406			590,475,290	591,489,230	1,013,937					
	FOREIGN ISSUES:																		
	1																		
	2																		
	3																		
		Sub-total																	
	TOTALS						550,198,820	624,177,406			590,475,290	591,489,230	1,013,937						
	TOTAL PENSION						2,985,137,768	3,182,065,575			3,110,550,422	3,134,540,061	23,989,636		42,849,294	12,417,801	10,607,565	41,139,058	
															213,765,986	67,022,052	55,284,177	201,968,112	

*Indicate whether annually, semi-monthly, quarterly or monthly.

ANNUAL STATEMENT of Trust Funds for the Year Ended December 31, 2018 of SUN LIFE FINANCIAL PLANS INC.

PENSION PLAN

SCHEDULE 2 - Cash on hand and in banks

Name of Trustee Bank	Description	Account/Certificate Number	DATE		Annual Rate/Interest	Term/Period	BALANCE		INTEREST				
			Acquisition/ Placement	Maturity			At Acquisition/ Placement Date	At Closing/ Balance Sheet Date	Collected	Accrued	Accrued	Earned	
									During the Year	Previous Year	Current Year	During the Year	
1	2	3	4	5	6	7	8	9	10	11	12	13	
B A N C O R O N O P A R	Deposit in Own Bank												
	Current Accounts:												
	1												
	2												
	3												
		Sub-total											
	Savings Accounts:												
	1	Deutsche Bank	210-78079-7						81,000				
	2												
	3												
		Sub-total							81,000				
	Time Deposit Accounts:												
	1	PESO TD W/ LANDBANK (TX	210-78079-7	12/12/2018	1/14/2019	6.80%	33.00		100,000,000				
	2	PESO TIME DEP. - PS BANK	210-78079-7	6/27/2018	2/22/2019	4.25%	240.00		25,000,000				
	3	PESO TIME DEPOSIT W/ MA	210-78079-7	12/26/2018	1/3/2019	6.25%	8.00		21,400,000				
	4	PESO TIME DEPOSIT W/ MA	210-78079-7	12/27/2018	1/3/2019	0.06	7.00		300,000				
	5												
	6												
	7												
	8												
	9												
	10												
		Sub-total							146,700,000	5,027,889	9,295	743,668	5,762,262
		Total Deposits in Own Bank							146,781,000	5,027,889	9,295	743,668	5,762,262
	Deposit in Other Banks												
	Current Accounts:												
	1												
	2												
3													
	Sub-total												
Savings Accounts:													
1													
2													
3													
	Sub-total												
Time Deposit Accounts:													
1													
2													
3													
	Sub-total												
	Total Deposits in Other Banks							-	-	-	-	-	
GRAND TOTAL								146,781,000	5,027,889	9,295	743,668	5,762,262	

ANNUAL STATEMENT of Trust Funds for the Year Ended December 31, 2018 of SUN LIFE FINANCIAL PLANS INC.

PENSION PLAN

SCHEDULE 2 - Cash on hand and in banks

Name of Trustee Bank	Description	Account/Certificate Number	DATE		Annual Rate/Interest	Term/Period	BALANCE		INTEREST				
			Acquisition/ Placement	Maturity			At Acquisition/ Placement Date	At Closing/ Balance Sheet Date	Collected	Accrued	Accrued	Earned	
									During the Year	Previous Year	Current Year	During the Year	
1	2	3	4	5	6	7	8	9	10	11	12	13	
B A N C O D E O P A R	Deposit in Own Bank												
	Current Accounts:												
	1												
	2												
	3												
	Sub-total												
	Savings Accounts:												
	1	Banco De Oro	210-78055-3						144,067				
	2												
	3												
	Sub-total								144,067				
	Time Deposit Accounts:												
	1	PESO TIME DEPOSIT W/ MA	210-78055-3	12/26/2018	1/3/2019	6.25%	8.00		6,600,000				
	2												
	3												
	4												
	5												
	6												
	7												
	8												
	9												
	Sub-total								6,600,000	247,670	5,462	4,583	246,792
	Total Deposits in Own Bank								6,744,067	247,670	5,462	4,583	246,792
	Deposit in Other Banks												
	Current Accounts:												
1													
Sub-total													
Savings Accounts:													
1													
2													
Sub-total													
Time Deposit Accounts:													
1													
2													
3													
Sub-total													
Total Deposits in Other Banks													
GRAND TOTAL								6,744,067	247,670	5,462	4,583	246,792	
GRAND TOTAL PENSION								153,525,066	5,275,559	14,757	748,251	6,009,054	

ANNUAL STATEMENT of Trust Funds for the Year Ended December 31, 2018 of Sun Life Financial Plans, Inc.

PENSION PLAN

SCHEDULE 3 - Mutual Funds/ UITF

Name of Trustee Bank	Description	Account /Certificate Number	Acquisition Date	Number of Units/Shares Held	Net Asset Value per Unit/Share		Acquisition Cost	Market Value	Unrealized Gain (Loss)
					At Acquisition Date	At Closing/ Balance Sheet Date			
1	2	3	4	5	6	7	8	9	10
	Mutual Funds								
	1								
	2								
	3								
	4								
	5								
	Sub-total								
	Unit Investment Trust Funds								
	1								
	2								
	3								
	4								
	5								
	Sub-total								
	Others								
	1								
	2								
	3								
	4								
	5								
	Sub-total								
	GRAND TOTALS								

NOT APPLICABLE

ANNUAL STATEMENT of Trust Funds for the Year Ended December 31, 2018 of Sun Life Financial Plans, Inc.

PENSION PLAN

SCHEDULE 4 - Short Term Investments

Name of Trustee Bank	Investment Type/Description	Account/Certificate Number	DATE		Annual Rate/Interest	Term/Period	BALANCE		INTEREST			
			Acquisition/Placement	Maturity			At Acquisition/Placement Date	At Closing/Balance Sheet Date	Collected	Accrued	Accrued	Earned
									During the Year	Previous Year	Current Year	During the Year
1	2	3	4	5	6	7	8	9	10	11	12	13
	1 Special Deposit Accounts (BSP)											
	2											
	3											
	4											
	5											
	6											
	7											
	TOTAL											

NOT APPLICABLE

ANNUAL STATEMENT For the Year Ended December 31, 2018 of SUN LIFE FINANCIAL PLANS, INC.

SCHEDULE 5 - CORPORATE BONDS

NAME OF TRUSTEE BANK (1)	Description (Type, Issuer,) Serial No.) (2)	Credit Rating of Issuer (3)	Purchased From (4)	DATE		Market Value (7)	Acquisition Cost (8)	INTEREST				
				Acquired (5)	Maturity (6)			Rate (9)	Collected During the Year (10)	Accrued Previous Year (11)	Accrued Current Year (12)	Earned During the Year (13)
B D O P A R	1			4/27/2018	4/27/2023	2,647,126	3,000,000					
	2			10/5/2018	10/5/2023	2,029,675	2,100,000					
	3			10/25/2018	1/25/2024	4,100,428	4,200,000					
	4			42,558	45,114	6,124,297	7,100,000					
	5			42,822	45,379	13,403,632	15,000,000					
	6			43,285	45,842	921,420	1,010,000					
	7			42,670	44,496	16,591,168	18,000,000					
	8			42,562	44,388	6,268,761	6,700,000					
	9			43,441	44,172	999,412	1,000,000					
	10											
	GRAND TOTALS					53,085,920	58,110,000		1,758,929	367,505	482,217	1,873,641

ANNUAL STATEMENT of Trust Funds for the Year Ended December 31, 2018 of Sun Life Financial Plans, Inc.

PENSION PLAN

SCHEDULE 6 - Mortgage loans

Name of Trustee Bank	Name and Address of Mortgagor (1)	Description of Property (TCT/CCT No.; Location; Area) (2)	Record of Mortgage: (Registry No.; Entry No.; City/Prov.; Amt of Notation) (3)	Market Value of Land Mortgaged (4)	Sound Value of Building (5)	Term of Loan		Amount of Original Loan (8)	PRINCIPAL				INTEREST				
						Date Given	Date Due		Amount Unpaid Dec.31 Prev Yr (9)	Loaned During the Year (10)	Paid During the Year (11)	Amount Unpaid Dec.31 Current Yr (12)	Annual Rate (13)	Collected During the Year (14)	Accrued Previous Year (15)	Accrued Current Year (16)	Earned During the Year (17)
						(6)	(7)		(9)	(10)	(11)	(12)	(13)	(14)	(15)	(16)	(17)
1																	
2																	
3																	
4																	
5																	
6																	
7																	
8																	
9																	
10																	
11																	
12																	
13																	
14																	
15																	
16																	
17																	
18																	
19																	
20																	
TOTALS																	

NOT APPLICABLE

ANNUAL STATEMENT of Trust Funds for the Year Ended December 31, 2018 of Sun Life Financial Plans, Inc.

PENSION PLAN

SCHEDULE 7 - Planholders' Loans

Name of Trustee Bank	Policyholder / Borrower	Term of Loan		Contract Number	Amount of Insurance	Amount of Original Loan	PRINCIPAL			INTEREST						
		Date of Loan	Date of Maturity				Amount Unpaid Dec.31 Prev Yr	Loaned During the Year	Paid During the Year	Amount Unpaid Dec.31 Current Yr	Annual Rate	Collected During the Year	Accrued Previous Year	Accrued Current Year	Earned During the Year	
		(1)	(2)				(3)	(4)	(5)	(6)	(7)	(8)	(9)	(10)	(11)	(12)
1																
2																
3																
4																
5																
6																
7																
8																
9																
10																
11																
12																
13																
14																
15																
16																
17																
18																
19																
20																
21																
22																
23																
24																
25																
		TOTAL														

NOT APPLICABLE

ANNUAL STATEMENT For the Year Ended December 31, 2018 of SUN LIFE FINANCIAL PLANS, INC.

SCHEDULE 8 - STOCKS

NAME OF TRUSTEE BANK (1)	DESCRIPTION (2)	Certificate Number (3)	Date Acquired (4)	How Acquired (5)	Where Kept (6)	Number of Shares (7)	Par Value (8)	Rate Used to Obtain MV (9)	Market Value (10)	Acquisition Cost (11)	DIVIDEND								
											Rate for the last 3 years preceding Current Year			Collected during the Year (15)	Accrued Previous Year (16)	Accrued Current Year (17)	Earned During the Year (18)		
											2015 (12)	2014 (13)	2013 (14)						
	Common Shares:																		
	1 ABOITIZ EQUITY VENTURES					23,340		55	1,283,700	1,727,160									
	2 ABOITIZ POWER CORP.					36,640		35	1,286,064	1,512,869									
	3 AYALA CORP.					5,410		900	4,869,000	5,324,199									
	4 AYALA LAND					221,350		41	8,986,810	9,707,531									
	5 BANK OF THE PHILIPPINE ISLANDS					22,547		94	2,119,418	2,176,296									
	6 BDO UNIBANK INC.					38,180		131	4,991,328	6,137,273									
	7 DMCI HOLDINGS					139,080		13	1,777,442	1,936,752									
	8 FIRST GEN CORPORATION					30,340		20	606,193	515,780									
	9 GLOBE TELECOMS INC					750		1,900	1,425,000	1,425,000									
	10 GT CAPITAL HOLDINGS INC.					2,871		975	2,799,225	3,419,840									
	11 INTL CONTAINER					34,400		100	3,440,000	3,490,212									
B	12 JG SUMMIT HOLDINGS INC.					45,930		56	2,558,301	3,262,330									
A	13 JOLLIBEE FOODS CORP					6,450		292	1,882,110	1,643,600									
N	14 MANILA ELECTRIC COMPANY					3,950		380	1,501,000	1,297,970									
C	15 MEGAWORLD CORPORATION					559,940		5	2,659,715	2,889,290									
O	16 METRO PACIFIC INVESTMENTS CORP					349,010		5	1,619,406	2,390,719									
	17 METROPOLITAN BANK & TRUST COMP					39,183		81	3,171,864	3,728,611									
	18 PETRON					139,900		8	1,078,629	1,282,883									
D	19 PLDT					880		1,125	990,000	1,302,400									
E	20 PUREGOLD PRICE CLUB INC.					50,940		43	2,190,420	2,481,639									
	21 ROBINSON'S LAND					84,471		20	1,702,091	1,722,001									
	22 SECURITY BANK CORPORATION					5,540		155	858,700	1,390,792									
O	23 SEMIRARA MINING CORP					69,870		23	1,610,504	2,560,673									
R	24 SM INVESTMENTS CORP					10,100		918	9,266,750	9,947,284									
O	25 SM PRIME HOLDINGS					178,010		36	6,301,158	6,564,776									
P	26 UNIVERSAL ROBINA					10,180		127	1,292,860	1,537,180									
A	27																		
R	28																		
	29																		
	30																		
	31																		
	32																		
	33																		
	34																		
	Preferred Shares:																		
	1 DOUBLEDRAGON PROP CORP PREF					31,400		99	3,102,320	3,350,380									
	2 GT CAPITAL PREF SERIES A - FVT					4,500		900	4,050,000	4,635,000									
	3																		
	TOTALS								79,420,008	89,360,440				1,920,687	145,649	121,556	1,896,694		

ANNUAL STATEMENT of Trust Funds for the Year Ended December 31, 2018 of Sun Life Financial Plans, Inc.

PENSION PLAN

SCHEDULE 9 - Real Estate

Name of Trustee Bank	CT/CCT Number.; City/Province	Area & Description of Lot / Building	Name of Vendor	Date Acquired	Estimated Life of Building	Actual Cost	Accumulated Depreciation Building	Net Book Value	Market Value per Appraisal	Recorded Value	RENTAL INCOME				Encumbrance (if Any)
											Collected During the Year	Accrued Previous Year	Accrued Current Year	Earned During the Year	
1	2	3	4	5	6	7	8	9	10	11	12	13	14	15	16
		Occupied by the Company:													
		Lot													
		Building													
		Sub-total													
		Investment Properties													
		Lot													
		Building													
		Sub-total													
		GRAND TOTALS													

NOT APPLICABLE

ANNUAL STATEMENT of Trust Funds for the Year Ended December 31, 2018 of Sun Life Financial Plans, Inc.

PENSION PLAN

SCHEDULE 10 - Other Investments

Name of Trustee Bank	Description	Certificate No./ Serial No.	Date Acquired	Date of Placement	Date of Maturity	Number of Shares/Units	Value per Share		Acquisition Cost (including transaction fees)	Book Value at Balance Sheet Date	Market Value	Unrealized Gain (Loss) 13 = (12-11)	INTEREST					
							At Acquisition Date	At Closing/Balance Sheet Date					Annual	How	Collected	Accrued	Accrued	Earned
													Rate	Paid *	During the Year	Previous Year	Current Year	During the Year
1	2	3	4	5	6	7	8	9	10	11	12	13	14	15	16	17	18	19
	Preferred Shares:																	
	1																	
	2																	
	3																	
	Real Estate Investment Trust:																	
	1																	
	2																	
	3																	
	Tier 2 Notes:																	
	1																	
	2																	
	3																	
	Service Assets:																	
	1																	
	2																	
	3																	
	TOTAL																	

NOT APPLICABLE

*Indicate whether annually, semi-monthly, quarterly or monthly.

ANNUAL STATEMENT of Trust Funds for the Year Ended December 31, 2018 of SUN LIFE FINANCIAL PLANS INC.

PENSION PLAN

SCHEDULE 11- Accrued Investment Income

Name of Trustee Bank	Kind of Investment	Collected	Accrued Investment Income		Unearned Investment Income		Earned
		During the Year	Current Year	Previous Year	Current Year	Previous Year	During the Year (2-3+4+5-6)
1	2	3	4	5	6	7	8
B A N C O N - D E P O S I T O R I E S	1 Interest on Government Securities	170,756,693	44,676,612	54,604,251			160,829,054
	2 Income on Corporate Bonds						
	3 Dividends on Stocks						
	4 Income on Real Estate						
	5 Interest on Mortgage Loans						
	6 Interest on Planholders' Loans						
	7 Income on Short Term Investments						
	8 Income on Other Investments						
	9 Interest on Bank Deposits	5,027,889	743,668	9,295			5,762,262
	Others:						
	10						
	11						
12							
	Sub-Total	175,784,582	45,420,280	54,613,546	-	-	166,591,316
B A N C O P O S I T O R I E S	1 Interest on Government Securities	41,890,586	10,607,564	11,359,092			41,139,058
	2 Income on Corporate Bonds	1,758,930	482,217	367,505			1,873,641
	3 Dividends on Stocks	1,920,687	121,656	145,649			1,896,694
	4 Income on Real Estate						
	5 Interest on Mortgage Loans						
	6 Interest on Planholders' Loans						
	7 Income on Short Term Investments						
	8 Income on Other Investments						
	9 Interest on Bank Deposits	247,671	4,583	5,462			246,792
	Others:						
	10						
	11						
12							
	Sub-Total	45,817,873	11,216,020	11,877,708	-	-	45,156,185
	TOTAL	221,602,455	56,636,300	66,491,254	-	-	211,747,501
check							

ANNUAL STATEMENT of Trust Funds for the Year Ended December 31, 2018 of Sun Life Financial Plans, Inc.

PENSION PLAN

SCHEDULE 12 - Other Assets

Name of Trustee 1	Particulars 2		Nature of Account 3	Balance	Balance of	Remarks 6
				Previous Year 4	Current Year 5	
De Oro	1	Due from brokers		7,551,114	-	
				7,551,114	-	
Banco De Oro Par	1	Due from brokers		-	-	
				-	-	
		TOTAL		7,551,114	-	

ANNUAL STATEMENT of Trust Funds for the Year Ended December 31, 2018 of Sun Life Financial Plans, Inc.

PENSION PLAN

SCHEDULE 13 - Accrued Trust Fees

Name of Trustee Bank	Particulars	Nature	Balance	Balance of	Remarks
		of Account	Previous Year	Current Year	
1	2	3	4	5	6
Banco De Oro Non Par	1	Accrued trust fee payable	866,177	690,975	
			866,177	690,975	
Banco De Oro Par	1	Accrued trust fee payable	241,965	193,750	
			241,965	193,750	
		TOTAL	1,108,141	884,725	

ANNUAL STATEMENT of Trust Funds for the Year Ended December 31, 2018 of Sun Life Financial Plans, Inc.

PENSION PLAN

SCHEDULE 14 - Accrued Taxes

Name of Trustee Bank 1	Particulars 2	Nature of Account 3	Balance Previous Year 4	Balance of Current Year 5	Remarks 6
	1				
	2				
	3				
	4				
	5				
	6				
	7				
		TOTAL			

NOT APPLICABLE

ANNUAL STATEMENT of Trust Funds for the Year Ended December 31, 2018 of Sun Life Financial Plans, Inc.

PENSION PLAN

SCHEDULE 15 - Other Liabilities

Name of Trustee Bank	Particulars	Nature	Balance	Balance of	Remarks
		of Account	Previous Year	Current Year	
1	2	3	4	5	6
Banco De Oro Par	1	Other expenses payable	841	663	
	2		-	-	
	3				
	TOTAL		841	663	

ANNUAL STATEMENT of Trust Funds for the Year Ended December 31, 2018 of Sun Life Financial Plans, Inc.

PENSION PLAN

SCHEDULE 16 Retained Earnings

Name of Trustee Bank		Retained Earnings, Beginning	Realized Income	Unrealized Income	Prior Period Adjustments	Retained Earnings, End
1		2	3	4	5	6
Banco De Oro Non Par	1	3,624,306,334	157,503,912			3,781,810,246
	2					
Banco De Oro Par	3	578,961,779	31,352,861			610,314,640
	4					
	5					
	6					
	7					
TOTAL		4,203,268,113	188,856,773	-	-	4,392,124,886


ANNUAL STATEMENT OF TRUST FUND FOR THE YEAR ENDED DECEMBER 31, 2018 OF
SUN LIFE FINANCIAL PLANS, INC.
PENSION PLAN

REPUBLIC OF THE PHILIPPINES
MAKATI, METRO MANILA S.S


Alexander S. Narciso, President ; Maria Sachiko A. Pang, Chief Actuary; Sherwin S. Sampang Treasurer, and Chief Accountant & Comptroller of the Company being duly sworn, each for herself/himself deposes and says that they are herein described officers of the said company, and that on the 31st day of December last, all herein described assets were the absolute properties of the said company, free and clear from any liens or claims thereon, except as herein stated, and that the foregoing statement, with the schedules and explanations therein contained, annexed or referred to are full and correct statement of all the Assets, Liabilities, Income and Expenses, and of the condition and affairs of the said company on the said thirty-first day of December last, and for the year ended on that date, according to the best of their information, knowledge and belief, respectively.



President



Chief Actuary




Treasurer, Chief Accountant and Comptroller

Corporate Residence Certificate No. 00129291
issued at Taguig City
on January 07, 2019
Passport No. EC4560877/ SSS No. 33-1810926-3/ Passport
No. / P9427178A issued at Manila/ Makati/ Manila on
07/01/2015 ;N/A : 11/06/2018

APR 24 2019

Subscribed and sworn to before me this _____ th day of _____, 2019

Doc No. 310
Page No. 73
Book No. 107
Series of 2019



ATTY. JOSHUA P LAPUZ
Notary Public Makati City
Until Dec 31, 2019
Appointment No. M-82-(2018-2019)
PTR No. 7333096 /Jan. 3, 2019 /Makati
ISP Lifetime No. 04897 Roll No. 45750
MCLE Compliance No. V-0019692
101 Urban Ave. Campos Rueda Bldg.
Brgy. Pio Del Pilar, Makati City