



ANNUAL STATEMENT

OF

SUN LIFE FINANCIAL PLANS, INC.

*5th Floor, Sun Life Centre, 5th Avenue corner Rizal Drive,
Bonifacio Global City, Taguig City 1634*

Submitted to the

INSURANCE COMMISSION

Manila, Philippines

For the Year Ended
DECEMBER 31, 2017

CS. for Payment

Being P.C. 000000

0000

0000

0000

0000

PRE-NEED

000000

ANNUAL STATEMENT for the Year Ended December 31, 2017 of

SUN LIFE FINANCIAL PLANS, INC

Table of Contents

Pages			
1	COMPANY INFORMATION		
	EXHIBITS:		
2	1		Balance Sheet
3	2		Income Statement
4	3		Summary of Monthly Deposits to the Trust Fund - Per Trustee, Per Plan
5	4		Summary of Monthly Withdrawals from the Trust Fund - Per Trustee, Per Plan
6	5		Summary of Monthly Sales
7	6		Serialim List of In-force Policies
8	7		List of Availing Plans for the Succeeding Year
9	8		List of Claims / Benefits Filed
	SCHEDULES:		
10	1		Investments in Trust Funds
11	2		Insurance Premium Fund (IPF)
12		2-1	IPF - Government Securities
13		2-2	IPF - Cash on Hand and in Banks
14		2-3	IPF - Mutual Funds/UITF
15		2-4	IPF - Short Term Investments
16		2-5	IPF - Corporate Bonds
17		2-6	IPF - Mortgage Loans
18		2-7	IPF - Planholders' Loans
19		2-8	IPF - Stocks
20		2-9	IPF - Real Estate
21		2-10	IPF - Other Investment
22		2-11	IPF - Accrued Investment Income
	3		Corporate Assets
23		3-1	Corporate Assets - Government Securities
24		3-2	Corporate Assets - Cash on Hand and in Banks
25		3-3	Corporate Assets - Mutual Funds/UITF
26		3-4	Corporate Assets - Short Term Investments
27		3-5	Corporate Assets - Corporate Bonds
28		3-6	Corporate Assets - Mortgage Loans
29		3-7	Corporate Assets - Planholders' Loans
30		3-8	Corporate Assets - Stocks
31		3-9	Corporate Assets - Real Estate
32		3-10	Corporate Assets - Other Investment
33		3-11	Corporate Assets - Accrued Investment Income
34		3-12	Corporate Assets - Accounts/Notes Receivable
35		3-13	Corporate Assets - Property and Equipment
36		3-14	Corporate Assets - Inventories
37		3-15	Corporate Assets - Other Assets
38	4		Insurance Premium Reserve
39	5		Other Reserves
40	6		Planholders' Benefits Payable
41	7		Planholders' Deposits
42	8		Counselors' Bond Reserves
43	9		Accounts / Notes Payable
44	10		Taxes Payable
45	11		Accrued Expenses
46	12		Other Liabilities
47	13		Stockholders' Equity Account
48	CERTIFICATION, NOTARIZED AND SEALED		
	STATS FORM:		
49	Summary of Investment at Cost for the year ended December 31, 2017		

Date of Filing: _____

Company Representative/Contact No.: _____

IC Representative/Examiner _____

PRE-NEED DIVISION
INSURANCE COMMISSION

APR 30 2017

BY: *Mark [Signature]*

9:12 AM

ANNUAL STATEMENT for the Year Ended December 31, 2017 of Sun Life Financial Plans, Inc.

License Number	PN-2017-03-R	Date of Issue	December 15, 2016	
SEC Registration Number	A200014495	Date of Issue	September 18, 2000	
Date of Incorporation	September 18, 2000	Commenced Business on	June 1, 2001	
Tax Identification Number	208-551-659-000			
Home Office Address	2 nd Floor, Sun Life Centre, 5 th Avenue corner Rizal Drive, Bonifacio Global City, Taguig City			
Telephone Number	555-8888	FAX Number	849-9619	
Email Address		Website	www.sunlife.com.ph	
MEMBERS OF THE BOARD, OFFICERS AND EMPLOYEES				
			Terms of Office	
Position	Name	Nationality	From	To
Chairman	Karim Gilani	Canadian	March 23, 2017	October 9, 2017
	Chia-Ling Chou aka Lucy Chou	Chinese	October 10, 2017	March 6, 2018
Vice-Chairman				
Members	Rizalina G. Mantaring	Filipino	March 23, 2017	March 6, 2018
Independent Directors:	Francisco S. A Sandejas	Filipino	March 23, 2017	March 6, 2018
	Oscar S. Reyes	Filipino	March 23, 2017	March 6, 2018
President	Alexander S. Narciso	Filipino	March 23, 2017	March 6, 2018
Vice-President				
Secretary	Jemilyn S. Camania	Filipino	March 23, 2017	March 6, 2018
Asst. Corp Secretary	Anna Katrina C. Kabigting- Ibero	Filipino	March 23, 2017	March 6, 2018
Treasurer	Maria Josefina A. Castillo	Filipino	March 23, 2017	October 9, 2017
	Sherwin S. Sampang	Filipino	October 10, 2017	March 6, 2018
General Manager				
Actuary				
Chief Accountant				
Internal Auditor	Joel O. Bungabong	Filipino	March 23, 2017	March 6, 2018
External Auditor	Navarro Amper & Co.			
Compliance Officer:	Ajee T.Co	Filipino	March 23, 2017	March 6, 2018
Trustees:				
Number of Salaried Officers	0	Number of Salaried Employees:	0	
Number of Branches	47	Number of Sales Counselors	546	
Branch Office Address:		Name of Manager:		

ANNUAL STATEMENT for the Year Ended December 31, 2017 of Sun Life Financial Plans, Inc.

Exhibit 1 - BALANCE SHEET

ASSETS	Current Year	Previous Year
1. Investments in Trust Funds (Schedule 1)	6,474,350,484	7,336,857,898
2. Insurance Premium Fund (Schedule 2)		-
3. Corporate Assets: -Government Securities (Schedule 3-1)	258,091,579	269,396,750
4. -Cash on Hand & in Banks (Schedule 3-2)	224,062,369	95,854,430
5. - Mutual Funds / UITF (Schedule 3-3)	13,629,397	13,194,965
6. - Short Term Investments (Schedule 3-4)		-
7. - Corporate Bonds (Schedule 3-5)		-
8. - Mortgage Loans (Schedule 3-6)		-
9. - Planholders' Loans (Schedule 3-7)		-
10. - Stocks (Schedule 3-8)		-
11. - Real Estate (Schedule 3-9)		-
12. - Other Investments (Schedule 3-10)		-
13. - Accrued Investment Income (Schedule 3-11)	3,088,371	3,079,423
14. - Accounts / Notes Receivable (Schedule 3-12)	-	137,894,441
15. - Property and Equipment (Schedule 3-13)	10,740,565	16,344,236
16. - Inventories (Schedule 3-14)		
17. - Other Assets (Schedule 3-15)	965,631	957,596
18. Total Assets	6,984,928,397	7,873,579,739
LIABILITIES		
19. Pre-need Reserves (Exhibit 6 -Seriatim List)	6,467,317,386	7,196,501,011
20. Insurance Premium Reserve (Schedule 4)		
21. Other Reserves (Schedule 5)	23,713,066	-
22. Planholders' Benefits Payable (Schedule 6)	80,002,373	68,471,510
23. Planholders' Deposits (Schedule 7)	24,904,066	23,647,104
24. Counselors' Bond Reserves (Schedule 8)	6,995,648	6,976,311
25. Accounts / Notes Payable (Schedule 9)	3,240,776	3,635,460
26. Taxes Payable (Schedule 10)	806,876	1,289,818
27. Accrued Expenses (Schedule 11)	5,785,927	4,119,652
28. Other Liabilities (Schedule 12)	-	-
29. Total Liabilities	6,612,766,118	7,304,640,866
STOCKHOLDERS' EQUITY		
30. Paid-up Capital Stock (Schedule 13)	125,000,000	125,000,000
31. Additional Paid-in Capital	375,000,000	375,000,000
32. Deposit for Future Subscription/Contributed Surplus	25,000,000	25,000,000
33. Special Surplus Funds:		
34. Fluctuation/Revaluation Reserve - Trust Funds	419,223,279	652,722,688
35. Fluctuation Reserve - Corporate Assets	(11,804,776)	(2,910,802)
36. Retained Earnings - Trust Fund	5,429,790,424	5,027,087,677
37. Retained Earnings Corporate Assets	(5,990,046,648)	(5,632,960,690)
38. Total Stockholders' Equity	372,162,279	568,938,873
39. Total Liabilities & Stockholders' Equity	6,984,928,397	7,873,579,739

ANNUAL STATEMENT for the Year Ended December 31, 2017 of Sun Life Financial Plans, Inc.

Exhibit 2- INCOME STATEMENT

(Accrual Basis)			
Premiums		P	132,049,733 a
Increase(Decrease) in Pre-Need Reserves			(729,183,625) b
Increase(Decrease) in Insurance Premium Reserves			- c
Increase(Decrease) in Other Pre-Need Reserves			23,713,066 d
*Other Direct Income (ex. Processing fees, surcharges, etc.)			2,595,296 e
Total Direct Income (a - b - c - d + e)			840,115,588 f
Less: Benefit Payments (Surrenders, maturities, lapsed, terminated, etc.)	P	1,167,289,304 g.1	
Commissions Expenses		5,549,679 g.2	
*Other Direct Expenses (insurance, discount, overrides, bonus, etc.)		4,219,972 g.3	
Total Direct Expenses (g.1 + g.2 + g.3)			1,177,058,956 g
Gain/(Loss) (f - g)			(336,943,368) h
Plus: Interest/Income Earned from the following Trust Fund/Placements/Investments.			
(Gross of Final Taxes)			
Bonds		14,680,735 i.1	
Stocks			i.2
Real Estate			i.3
Purchase Money Mortgage			i.4
Mortgage Loans			i.5
Collateral Loans			i.6
Guaranteed Loans			i.7
Trust Fund (net of trustee fee of P21,922,721 and provision for tax on trust fund P103,187,174)		402,702,747 i.8	
Short-term Investments		- i.9	
Other investments (Gain from redemption of mutual fund)		- i.10	
Bank Deposits (Time/Deposits)		2,235,879 i.11	419,619,361 i
Total Gain/(Loss) & Interest Earned (h + i)			82,675,993 j
Other Income/Expense items:			
Depreciation - Building			k.1
Investment Expenses			k.2
*Other Income/Other Expenses (ex. Forex gain/(loss), etc.)			k.3
Sub-Total (j + k)			l
Less: Taxes other than Income tax			
Taxes on Real Estate			m.1
Documentary Stamp Tax		91,799 m.2	
Corporate Residence Certificate		10,500 m.3	
Assessment, Licenses & Fees		1,728,525 m.4	
VAT & Fringe Benefit Tax			m.5
Final Taxes			m.6
			1,830,824 m
Other General Expenses			
Salaries & Wages		- n.1	
Allowance to Officers			n.2
Allowance to Employees		- n.3	
Pension, Retirement, & Other similar benefits (SSS, Medicare, etc.)		- n.4	
Rent, Light & Water		142,606 n.5	
Other General Expenses		31,307,092 n.6	31,449,698 n
Sub-Total (taxes & general expenses) (m + n)			33,280,522 o
Net Income/(Loss) before Income Tax			49,395,471 p
Less: Income Tax			3,778,682 q
Net Income/(Loss) for the year (p - q)			45,616,789 r

Note: Fair value loss on available -for-sale financial assets amounting to P321,139,574

*Please specify on separated sheet

/stats

ANNUAL STATEMENT for the Year Ended December 31, 2017 of Sun Life Financial Plans, Inc.				
EXHIBIT 3 - SUMMARY OF MONTHLY DEPOSITS TO THE TRUST FUND (Per Plan)				
Month	Amount Collected	Amount of Required Deposit	Amount of Actual Deposit	Remarks
(1)	(2)	(3)	(4)	(5)
Memorial Plan:				
January				
February				
March				
April				
May				
June				
July				
August				
September				
October				
November				
December				
Education Plan:				
January	1,330,548	6,272,833	793,738	
February	569,549	678,179	47,734,219	
March	2,745,012	1,824,198	1,269,803	
April	2,971,336	2,020,369	2,120,644	
May	1,292,771	836,463	1,081,095	
June	950,221	631,085	811,714	
July	1,225,574	709,866	634,951	
August	86,810	1,044,168	762,341	
September	1,148,559	767,580	1,006,184	
October	523,680	344,826	692,632	
November	667,735	412,443	326,629	
December	1,037,129	698,206	723,057	
	14,548,924	16,240,216	57,957,007	
Pension Plan:				
January	9,331,563	6,272,833	5,812,192	
February	6,797,484	5,944,515	36,238,353	
March	8,663,163	5,763,963	6,109,444	
April	13,671,020	9,675,175	8,672,044	
May	11,005,241	7,821,197	7,197,732	
June	9,311,045	6,422,571	7,544,435	
July	8,290,467	5,767,835	5,846,498	
August	10,819,237	5,631,404	5,898,867	
September	9,099,274	5,918,125	5,500,295	
October	17,848,293	10,355,638	10,558,010	
November	8,134,618	5,482,067	4,766,012	
December	9,028,684	5,943,641	5,696,892	
	122,000,089	80,998,964	109,840,774	
GRAND TOTAL	136,549,013	97,239,180	167,797,781	
Note:				
The total 2017 actual deposits to the Trust Fund includes contributions for December 2016 deposited on January 2017 amounting to P3,825,528, additional contribution for education and pension in February 2017 amounting to P47,000,000 and 30,000,000 and excludes contributions for December 2017 deposited on January 2018 amounting to P4,826,303.				

ANNUAL STATEMENT for the Year Ended December 31, 2017 of Sun Life Financial Plans, Inc.

EXHIBIT 4 - SUMMARY OF MONTHLY WITHDRAWALS FROM THE TRUST FUNDS (Per Plan)

Month (1)	Total Amount of Benefits Paid (2)	Total Amount of Withdrawal (3)	Breakdown / Purpose of Withdrawal			Description for "Others" (8)
			Planholders' Benefits (4)	Trustee's Fees (5)	Taxes (6)	
Memorial Plan:						
January						
February						
March						
April						
May						
June						
July						
August						
September						
October						
November						
December						
Education Plan:						
January	23,475,346	23,475,346	23,475,346	560,489	5,621,974	
February	14,859,288	14,859,288	14,859,288	568,700	1,950,471	
March	29,119,331	29,119,331	29,119,331	568,643	2,697,111	
April	5,950,766	5,950,766	5,950,766	565,448	2,308,846	
May	11,241,353	11,241,353	11,241,353	565,228	2,406,723	
June	15,282,712	15,282,712	15,282,712	564,901	2,406,453	
July	22,122,658	22,122,658	22,122,658	565,063	2,318,956	
August	17,906,624	17,906,624	17,906,624	563,553	2,383,521	
September	17,888,758	17,888,758	17,888,758	562,402	2,372,062	
October	15,461,241	15,461,241	15,461,241	560,897	2,368,014	
November	10,643,455	10,643,455	10,643,455	555,684	3,117,083	
December	20,079,281	20,079,281	20,079,281	549,794	3,161,337	
	204,030,813	204,030,813	204,030,813	6,750,802	33,112,551	
Pension Plan:						
January	89,147,711	89,147,711	89,147,711	1,299,838	15,801,237	
February	40,987,934	40,987,934	40,987,934	1,302,473	4,637,120	
March	131,797,350	131,797,350	131,797,350	1,277,916	4,767,010	
April	30,990,921	30,990,921	30,990,921	1,253,218	4,655,223	
May	151,016,091	151,016,091	151,016,091	1,234,624	4,227,201	
June	97,378,614	97,378,614	97,378,614	1,213,457	4,591,633	
July	52,397,694	52,397,694	52,397,694	1,203,219	4,534,008	
August	62,677,357	62,677,357	62,677,357	1,193,932	4,528,032	
September	40,469,111	40,469,111	40,469,111	1,189,551	6,020,613	
October	43,321,541	43,321,541	43,321,541	1,182,702	4,470,338	
November	98,369,625	98,369,625	98,369,625	1,152,777	5,533,346	
December	156,923,770	156,923,770	156,923,770	1,108,141	6,308,859	
	995,477,719	995,477,719	995,477,719	14,611,848	70,074,620	
GRAND TOTAL	1,199,508,532	1,199,508,532	1,199,508,532	21,362,650	103,187,171	

ANNUAL STATEMENT For the Year Ended December 31, 2017 of Sun Life Financial Plans, Inc.

Exhibit 5 - SUMMARY OF MONTHLY SALES FOR THE YEAR

Plan Type (1)	Registration of Plans/Contracts		Amount Sold (4)	Balance of Unsold Plans/Contracts (5)	Initial Collection (6)
	Date Approved (2)	Amount Approved (3)			
Memorial Plan:					
January					
February					
March					
April					
May					
June					
July					
August					
September					
October					
November					
December					
Sub-total					
Education Plan:					
January			-	217,774,144	-
February			-	217,774,144	-
March			-	217,774,144	-
April			-	217,774,144	-
May			-	217,774,144	-
June			-	217,774,144	-
July			-	217,774,144	-
August			-	217,774,144	-
September			-	217,774,144	-
October			-	217,774,144	-
November			-	217,774,144	-
December			-	217,774,144	-
Sub-total				217,774,144	
Pension Plan:					
January			770,000	489,466,927	110,000
February			770,000	488,696,927	110,000
March			980,150	487,716,777	124,010
April			875,075	486,841,702	117,005
May			1,635,455	485,206,247	497,195
June			770,000	484,436,247	110,000
July			770,000	483,666,247	110,000
August			17,115,675	466,550,572	2,373,045
September			8,470,000	458,080,572	1,210,000
October			106,049,500	352,031,072	10,967,950
November			8,470,000	343,561,072	1,210,000
December			770,000	342,791,072	110,000
Sub-total			147,445,855	342,791,072	17,049,205
GRAND TOTAL			147,445,855	560,565,216	17,049,205

ANNUAL STATEMENT for the Year Ended December 31, 2017 of Sun Life Financial Plans, Inc.

Exhibit 6 - SERIATIM LIST OF IN-FORCE POLICIES

Contract Number	Planholders Name	Birth Date	Inception Date	Plan Type	Maturity Value	Maturity Date	Status	Contract Price	Payment Mode	Total Installments Made	INSURANCE		BENEFITS			Reserves as of 31-Dec-17 (18)	
											Total Insurance Premium	Total Insurance Premium Paid	Amount of Benefits Paid	Balance	Last Availment Date		Last Amount Availed
											(12)	(13)	(14)	(15)	(16)		(17)
(1)	(2)	(3)	(4)	(5)	(6)	(7)	(8)	(9)	(10)	(11)							
Memorial Plan:																	
	Sub-total																2,399,124,088
Education Plan:																	
	Sub-total																4,408,045,420
Pension Plan:																	
	Sub-total																
	Grand Total																6,807,169,508
Note:																	

ANNUAL STATEMENT for the Year Ended December 31, 2017 of Sun Life Financial Plans, Inc.

EXHIBIT 7 - LIST OF AVAILING PLANS FOR THE SUCCEEDING YEAR 2017

Planholders' Name	Contract / Policy	Plan	Term Of Contract		Benefit
	Number	Type	Issue Date	Maturity Date	Payable
(1)	(2)	(3)	(4)	(5)	(6)
Education Plan:					
Sub-total					224,604,936
Pension Plan:					
Sub-total					782,873,116
GRAND TOTAL					1,007,478,052
Note: (a) For education plans, maturity date pertains to date of first benefit payout.					

ANNUAL STATEMENT for the Year Ended December 31, 2017 of Sun Life Financial Plans, Inc.

Exhibit 8 - CLAIMS / BENEFITS FILED

Date of Claim (1)	Contract Number (2)	Planholders' Name (3)	Inception Date (4)	Plan Type (5)	Maturity Value (6)	Maturity Date (7)	Contract Price (8)	Total Installments Made (9)	Total Insurance Premium Paid (10)	Amount of Benefits Paid (11)	Date Paid (12)	Status of Claim (13)
Memorial Plan:												
1												
2												
3												
Sub-total												
Education Plan:												
1												
2												
3												
Sub-total										202,342,162		
Pension Plan:												
1												
2												
3												
Sub-total										964,947,142		
Grand Total										1,167,289,304		
Note:												
(a) For education plans, maturity date pertains to date of first payout.												
(b) Includes maturities, dividends paid, interest on deposit; excludes change in provision for dividends.												

ANNUAL STATEMENT for the Year Ended December 31, 2017 of Sun Life Financial Plans, Inc.

SCHEDULE 1 - INVESTMENTS IN TRUST FUNDS

Description (1)		VALUE OF INVESTMENTS						INTEREST / DIVIDEND / RENTAL INCOME				
		PLAN						Collected	Accrued	Accrued	Earned	
		MEMORIAL (2)	% to Total Equity (3)	PENSION (3)	% to Total Equity (4)	EDUCATION (5)	% to Total Equity (6)	TOTAL (7)	During the Year (8)	Previous Year (9)	Current Year (10)	During the Year (11)
Government Securities	<i>Exh 1 (AS-TF)</i>	-	0.00%	4,034,194,077	93.50%	1,687,987,681	78.16%	5,722,181,758	406,646,913	96,481,120	90,673,837	400,839,630
Cash in Savings/Time Deposits	<i>Exh 1 (AS-TF)</i>	-	0.00%	60,812,297	1.41%	122,129,072	5.66%	182,941,369	5,303,581	1,369,944	82,443	4,016,080
Mutual Funds/UITF	<i>Exh 1 (AS-TF)</i>	-	0.00%		0.00%		0.00%	-				
Short Term Investments	<i>Exh 1 (AS-TF)</i>	-	0.00%		0.00%		0.00%	-				
Corporate Bonds	<i>Exh 1 (AS-TF)</i>	-	0.00%	45,939,365	1.06%	91,273,763	4.23%	137,213,128	4,060,464	594,862	1,109,274	4,574,876
Mortgage Loans	<i>Exh 1 (AS-TF)</i>	-	0.00%		0.00%		0.00%	-				
Planholders' Loans	<i>Exh 1 (AS-TF)</i>	-	0.00%		0.00%		0.00%	-				
Stocks	<i>Exh 1 (AS-TF)</i>	-	0.00%	100,840,978	2.34%	231,263,256	10.71%	332,104,234	6,827,812	201,121	444,958	7,071,649
Real Estate	<i>Exh 1 (AS-TF)</i>	-	0.00%		0.00%		0.00%	-				
Other Investments	<i>Exh 1 (AS-TF)</i>	-	0.00%		0.00%		0.00%	-				
Accrued Investment Income	<i>Exh 1 (AS-TF)</i>	-	0.00%	66,491,254	1.54%	25,819,258	1.20%	92,310,512				
Other Assets		-	0.00%	7,551,114	0.18%	1,709,073	0.08%	9,260,187				
TOTAL ASSETS		-		4,315,829,085		2,160,182,103		6,476,011,188	422,838,771	98,647,047	92,310,512	416,502,235
Accrued Trust Fees	<i>Exh 1 (AS-TF)</i>	-		(1,108,141)	-0.03%	(549,794)	-0.03%	(1,657,935)				
Accrued Taxes	<i>Exh 1 (AS-TF)</i>	-			0.00%		0.00%	-				
Other Liabilities	<i>Exh 1 (AS-TF)</i>	-		(841)	0.00%	(1,928)	0.00%	(2,769)				
TOTAL LIABILITIES		-		(1,108,982)		(551,722)		(1,660,704)				
TOTAL EQUITY		-		4,314,720,103		2,159,630,381		6,474,350,484				

ANNUAL STATEMENT For the Year Ended December 31, 2017 of Sun Life Financial Plans, Inc.

SCHEDULE 2 - INSURANCE PREMIUM FUND (IPF)

Description*		VALUE OF INVESTMENTS				INTEREST / DIVIDEND / RENTAL INCOME			
		PLAN				Collected	Accrued	Accrued	Earned
		MEMORIAL	PENSION	EDUCATION	TOTAL	During the Year	Previous Year	Current Year	During the Year
(1)	(2)	(3)	(4)	(5)	(6)	(7)	(8)	(9)	
Government Securities	<i>Schedule 2-1</i>								
Cash in Savings/Time Deposits	<i>Schedule 2-2</i>								
Mutual Funds/UITF	<i>Schedule 2-3</i>								
Short Term Investments	<i>Schedule 2-4</i>								
Corporate Bonds	<i>Schedule 2-5</i>								
Mortgage Loans	<i>Schedule 2-6</i>								
Planholders' Loans	<i>Schedule 2-7</i>								
Stocks	<i>Schedule 2-8</i>								
Real Estate	<i>Schedule 2-9</i>								
Other Investments	<i>Schedule 2-10</i>								
Accrued Investment Income	<i>Schedule 2-11</i>								
TOTAL INVESTMENTS									

NOT APPLICABLE

ANNUAL STATEMENT for the Year Ended December 31, 2017 of Sun Life Financial Plans, Inc.

SCHEDULE 2-1 IPF - Government Securities

SECURITY		DATE			INITIAL ACQUISITION/BOOKING VALUE			PRICE		CURRENT/CLOSING VALUE		Unrealized Gain (Loss)	Annual Coupon Rate	How Paid*	INTEREST			
Description	Serial No.	Acquired	Issued	Maturity	Face Value	Underwriting Discount/Premium	Acquisition Cost	At Acquisition Date	At Closing/Balance Sheet Date	Book Value	Market Value				13= (12-11)	14	15	Collected During the Year
1	2	3	4	5	6	7	8	9	10	11	12	13= (12-11)	14	15	16	17	18	19 = (16+17-18)
DOMESTIC ISSUES:																		
FXTN:																		
1																		
2																		
3																		
4																		
5																		
TREASURY BILLS																		
1																		
2																		
3																		
Sub-total																		
FOREIGN ISSUES:																		
1																		
2																		
3																		
4																		
5																		
Sub-total																		
TOTALS																		

NOT APPLICABLE

*Indicate whether annually, semi-monthly, quarterly or monthly.

ANNUAL STATEMENT for the Year Ended December 31, 2017 of Sun Life Financial Plans, Inc.

SCHEDULE 2-2 IPF - Cash on hand and in banks

Description	Account/ Certificate Number	DATE		Annual Rate/ Interest	Term/ Period	BALANCE		INTEREST			
		Acquisition/ Placement	Maturity			At Acquisition/ Placement Date	At Closing/ Balance Sheet Date	Collected	Accrued	Accrued	Earned
								During the Year	Previous Year	Current Year	During the Year
2	3	4	5	6	7	8	9	10	11	12	13
Cash on Hand											
Current Accounts:											
1											
2											
3											
Sub-total											
Savings Accounts:											
1											
2											
3											
Sub-total											
Time Deposit Accounts:											
1											
2											
3											
Sub-total											
GRAND TOTAL											
						-	-	-	-	-	-

NOT APPLICABLE

ANNUAL STATEMENT For the Year Ended December 31, 2017 of Sun Life Financial Plans, Inc.

SCHEDULE 2-3 - IPF - MUTUAL FUNDS/ UITF

Description	Account /Certificate Number	Acquisition Date	Number of Units/Shares Held	Net Asset Value per Unit/Share		Acquisition Cost	Market Value	Unrealized Gain (Loss)
				At Acquisition Date	At Closing/Balance Sheet Date			
1	2	3	4	5	6	7	8	9
Mutual Funds								
1								
2								
3								
4								
5								
Sub-total								
Unit Investment Trust Funds								
			NOT APPLICABLE					
1								
2								
3								
4								
5								
Sub-total								
Others								
1								
2								
3								
4								
5								
Sub-total								
GRAND TOTALS								

ANNUAL STATEMENT for the Year Ended December 31, 2017 of Sun Life Financial Plans, Inc.

SCHEDULE 2-4 IPF - Short Term Investments

	Investment Type	Account Number	Date of Placement	Market Value	Acquisition Cost	INTEREST			
						Collected	Accrued	Accrued	Earned
						During the Year	Previous Year	Current Year	During the Year
	(1)	(2)	(3)	(4)	(5)	(6)	(7)	(8)	(9)
1	Special Deposit Accounts (BSP)								
2									
3									
4									
5									
6									
7									
	TOTAL								

NOT APPLICABLE

ANNUAL STATEMENT for the Year Ended December 31, 2017 of Sun Life Financial Plans, Inc.

SCHEDULE 2-5 IPF - Corporate bonds

SECURITY		DATE			INITIAL ACQUISITION/BOOKING VALUE			PRICE		CURRENT/CLOSING VALUE		Unrealized Gain (Loss)	INTEREST					
Description	Serial No.	Acquired	Issued	Maturity	Face Value	Underwriting Discount/Premium	Acquisition Cost	At Acquisition Date	At Closing/Balance Sheet Date	Book Value	Market Value		Annual Coupon Rate	How Paid*	Collected During the Year	Accrued Previous Year	Accrued Current Year	Earned During the Year
2		3	4	5	6	7	8	9	10	11	12	13= (12-11)	14	15	16	17	18	19 = (16+17-18)
NOT APPLICABLE																		
TOTALS																		

**Indicate whether annually, semi-monthly, quarterly or monthly.*

ANNUAL STATEMENT for the Year Ended December 31, 2017 of Sun Life Financial Plans, Inc.

SCHEDULE 2-6 IPF - Mortgage Loans

Name and Address of Mortgagor (1)	Description of Property (TCT/CCT No.; Location; Area) (2)	Record of Mortgage: (Registry No.; Entry No.; City/Prov.; Amt of Notation) (3)	Market Value of Land Mortgaged (4)	Sound Value of Building (5)	Term of Loan		Amount of Original Loan (8)	PRINCIPAL				INTEREST						
					Date Given (6)	Date Due (7)		Amount Unpaid Dec.31 Prev Yr (9)	Loaned During the Year (10)	Paid During the Year (11)	Amount Unpaid Dec.31 Current Yr (12)	Annual Rate (13)	Collected During the Year (14)	Accrued Previous Year (15)	Accrued Current Year (16)	Earned During the Year (17)		
1																		
2																		
3																		
4																		
5																		
6																		
7																		
8																		
9																		
10																		
11																		
12																		
13																		
14																		
15																		
16																		
17																		
18																		
19																		
20																		
TOTALS																		

NOT APPLICABLE

ANNUAL STATEMENT for the Year Ended December 31, 2017 of Sun Life Financial Plans, Inc.

SCHEDULE 2-7 IPF - Planholders' Loans

Policyholder / Borrower (1)	Term of Loan		Contract Number (4)	Amount of Insurance (5)	Amount of Original Loan (6)	PRINCIPAL				INTEREST				
	Date of Loan (2)	Date of Maturity (3)				Amount Unpaid Dec.31 Prev Yr (7)	Loaned During the Year (8)	Paid During the Year (9)	Amount Unpaid Dec.31 Current Yr (10)	Annual Rate (11)	Collected During the Year (12)	Accrued Previous Year (13)	Accrued Current Year (14)	Earned During the Year (15)
	1													
2														
3														
4														
5														
6														
7														
8														
9														
10														
11														
12														
13														
14														
15														
16														
17														
18														
19														
20														
21														
22														
23														
24														
25														
TOTAL														

NOT APPLICABLE

ANNUAL STATEMENT for the Year Ended December 31, 2017 of Sun Life Financial Plans, Inc.

SCHEDULE 2-8 IPF - Stocks

DESCRIPTION (1)	Certificate Number (2)	Date Acquired (3)	How Acquired * (4)	Number of Shares (5)	Par Value (6)	Rate Used to Obtain MV (7)	Acquisition Cost (8)	Market Value (9)	DIVIDEND						
									Rate for the last 3 years preceding Current Year			Collected	Accrued	Accrued	Earned
									2010 (10)	2011 (11)	2012 (12)	During the Year (13)	Previous Year (14)	Current Year (15)	During the Year (16)
Common Shares:															
1															
2															
3															
4															
5															
6															
7															
8															
9															
10															
Preferred Shares:															
1															
2															
3															
4															
5															
TOTALS															
<i>*Indicate how stocks were acquired, i.e., whether purchased or as dividend</i>															

NOT APPLICABLE

ANNUAL STATEMENT for the Year Ended December 31, 2017 of Sun Life Financial Plans, Inc.

SCHEDULE 2-9 IPF - Real Estate

CT/CCT Number.; City/Province	Area & Description of Lot / Building	Name of Vendor	Date Acquired	Estimated Life of Building	Actual Cost	Accumulated Depreciation Building	Net Book Value	Market Value per Appraisal	RENTAL INCOME				Encumbrance (if Any)
									Collected During the Year	Accrued Previous Year	Accrued Current Year	Earned During the Year	
(1)	(2)	(3)	(4)	(5)	(6)	(7)	(8)	(9)	(10)	(11)	(12)	(13)	(14)
Occupied by the Company:													
	Lot												
	Building												
	Sub-total												
Investment Properties													
	Lot												
	Building												
	Sub-total												
GRAND TOTALS													

NOT APPLICABLE

ANNUAL STATEMENT for the Year Ended December 31, 2017 of Sun Life Financial Plans, Inc.

SCHEDULE 2-10 IPF - Other Investments

Description (1)	Account Number (2)	Date of Placement (3)	Date of Maturity (4)	Number of Shares / Units (5)	Acquisition cost (6)	Market Value (7)	INTEREST			
							Collected During the Year (8)	Accrued Previous Year (9)	Accrued Current Year (9)	Earned During the Year (10)
1										
2										
3										
4										
5										
6										
7										
8										
9										
10										
TOTAL										

NOT APPLICABLE

ANNUAL STATEMENT for the Year Ended December 31, 2017 of Sun Life Financial Plans, Inc.

SCHEDULE 2-11 IPF - Accrued Investment Income

Kind of Investment (1)	Collected During the Year (2)	Accrued Investment Income		Unearned Investment Income		Earned During the Year (2-3+4+5-6) (7)
		Current Year (5)	Previous Year (6)	Current Year (3)	Previous Year (4)	
1 Interest on Government Securities						
2 Income on Corporate Bonds						
3 Dividends on Stocks						
4 Income on Real Estate						
5 Interest on Mortgage Loans						
6 Interest on Planholders' Loans						
7 Income on Short Term Investments						
8 Income on Other Investments						
9 Interest on Bank Deposits						
Others:						
10						
11						
12						
TOTAL						

NOT APPLICABLE

ANNUAL STATEMENT for the Year Ended December 31, 2017 of Sun Life Financial Plans, Inc.

SCHEDULE 3-1 Corporate Assets - GOVERNMENT SECURITIES

SECURITY		DATE			INITIAL ACQUISITION/BOOKING VALUE			PRICE		Book Value	Market Value	Unrealized Gain (Loss)	Annual Coupon Rate	How Paid*	INTEREST				
Description	Serial No.	Acquired	Issued	Maturity	Face Value	Underwriting Discount/Premium	Acquisition Cost	At Acquisition Date	At Closing/Balance Sheet Date						Collected During the Year	Accrued Previous Year	Accrued Current Year	Earned During the Year	
1	2	3	4	5	6	7	8	9	10	11	12	13 = (12-11)	14	15	16	17	18	19 = (16+18-17)	
DOMESTIC ISSUES:																			
FXTN:																			
1	Philippine Treasury Notes	PIBD2535L086	1/29/2015	12/16/2010	12/16/2035	68,000,000		98,808,199	145	124	96,077,476	84,030,407	(12,047,068)	8.13%	semi-annually every 16th of Jun and Dec	5,525,000	2,844,972	2,844,972	5,525,000.00
2	Philippine Treasury Notes	PIBD2536I097	1/29/2013	9/29/2011	9/29/2036	146,000,000		184,188,101	129	120	179,764,971	174,061,172	(5,703,799)	7.63%	semi-annually every 29th of Mar and Sep	11,132,500	230,208	230,208	11,132,500.00
3																			
TREASURY BILLS																			
1																			
2																			
3																			
	Sub-total					214,000,000		282,996,300			275,842,447	258,091,579	(17,750,868)						
FOREIGN ISSUES:																			
1																			
2																			
3																			
4																			
5																			
	Sub-total															16,657,500	3,075,181	3,075,181	16,657,500
TOTALS							214,000,000		282,996,300		275,842,447	258,091,579	(17,750,868)						

*Indicate whether annually, semi-monthly, quarterly or monthly.

ANNUAL STATEMENT for the Year Ended December 31, 2017 of Sun Life Financial Plans, Inc.

SCHEDULE 3-2 Corporate Assets - Cash on hand and in banks

Description	Account/ Certificate Number	DATE		Annual Rate/ Interest	Term/ Period	BALANCE		INTEREST			
		Acquisition/ Placement	Maturity			At Acquisition/ Placement Date	At Closing/ Balance Sheet Date	Collected	Accrued	Accrued	Earned
								During the Year	Previous Year	Current Year	During the Year
2	3	4	5	6	7	8	9	10	11	12	13
Cash in Company's Office:											
	Petty Cash Fund (1151020010)						-				
	Revolving Fund (1150000998)						0.0				
	Commission Fund						0.0				
	Sub-total										
Cash in Bank:											
Current Accounts:											
1	Bank of the Philippine Islands						(813,503)	247,148	-	-	247,148
	BPI - Legaspi- Salcedo (1150000552)	0071059618					-		-	-	-
	BPI - Ayala East (1150000570)	1731007434					-		-	-	-
	BPI - Ayala East (1150000571)	1731007825					1,247,856		-	-	-
2	Philippine National Bank						-		-	-	-
	PNB - Main-Roxas Blvd. (1150000579)	381452600010					-		-	-	-
3	Security Bank						-		-	-	-
	Security Bank - Nieva (1150000561)	0514018790001					434,353	247,148	-	-	247,148
	Sub-total										
Savings Accounts:											
1	Banco De Oro						4,171,805	11,243	-	-	11,243
	BDO - Atrium, EPCIB Tower (1150000560)	1700142974					3,448,604	10,821	-	-	10,821
	BDO - Paseo De Roxas (1150000580)	000460034855							-	-	-
2	Bank of the Philippine Islands						1,047,264	2,858	-	-	2,858
	BPI - Ayala East (1150000550)	1731005962					82,641	506	-	-	506
	BPI - Enterprise (1150000577)	1623028395					(2,153,179)	3,400	-	-	3,400
	BPI - Enterprise (1150000578)	1623028565							-	-	-
3	Citibank, N.A.						(1,933,744)	241	-	-	241
	Citibank - Citibank Tower (1150000575)	5603020024					135,884,325	1,338	-	-	1,338
	Citibank- Citibank Tower (1150100553)	5603020008							-	-	-
4	Hongkong Shanghai Bank										

ANNUAL STATEMENT for the Year Ended December 31, 2017 of Sun Life Financial Plans, Inc.

SCHEDULE 3-2 Corporate Assets - Cash on hand and in banks

Description	Account/ Certificate Number	DATE		Annual Rate/ Interest	Term/ Period	BALANCE		INTEREST			
		Acquisition/ Placement	Maturity			At Acquisition/ Placement Date	At Closing/ Balance Sheet Date	Collected	Accrued	Accrued	Earned
								During the Year	Previous Year	Current Year	During the Year
2	3	4	5	-6	7	8	9	10	11	12	13
HSBC Savings - Enterprise (1150000564)	000123448071						158,970	391	-	-	391
5 Maybank											
Maybank (1150000582)	10880052188						96,198	37	-	-	37
6 Metrobank											
Metrobank - Metro Bank Tower (1150000563)	0663718105693						1,718,791	5,099	-	-	5,099
7 Philippine National Bank											
PNB- Main-Roxas Blvd.(1150000576)	381452600028						246,286	286	-	-	286
8 Rizal Commercial Banking Corporation											
RCBCSavings - RCBC Tower (1150000573)	300100841						1,318,052	1,976	-	-	1,976
9 Security Bank											
SB - Nieva (1150000555)	0514018790201						259,873	1,714	-	-	1,714
SB - Nieva (1150000556)	0514018790200						602,210	826	-	-	826
10 Standard Chartered Bank											
SCB- Sky Plaza, Ayala Ave. (1150000566)	0125383545453						79,918	196			196
SCB- Sky Plaza, Ayala Ave. (1150000562)	0140953056001						-	-			-
Sub-total							145,028,016	40,931	-	-	40,931
Time Deposit Accounts:											
1 Citibank, N.A.											
Citibank- Citibank Tower	8173630057		1/3/2018				65,300,000	1,897,768	4,243	11,972	1,905,497
2 Standard Chartered Bank											
SCB- Sky Plaza, Ayala Ave.			1/3/2018				13,300,000				30,044
3 Hongkong Shanghai Bank											
HSBC- Enterprise (1150100565)	000-123448-070							12,259			12,259
Sub-total							78,600,000	1,910,027	4,243	11,972	1,947,799
GRAND TOTAL							224,062,369	2,198,106	4,243	11,972	2,235,879

ANNUAL STATEMENT for the Year Ended December 31, 2017 of Sun Life Financial Plans, Inc.

SCHEDULE 3-3 - Corporate Assets - MUTUAL FUNDS/ UITF

Description	Account /Certificate Number	Acquisition Date	Number of Units/Shares Held	Net Asset Value per Unit/Share		Acquisition Cost	Market Value	Unrealized Gain (Loss)
				At Acquisition Date	At Closing/Balance Sheet Date			
1	2	3	4	5	6	7	8	9
Mutual Funds								
1	Sun Life Prosperity Bond Fund		4,908,841			7,738,818	13,629,397	5,890,579
2								
3								
4								
5								
Sub-total							13,629,397	5,890,579
Unit Investment Trust Funds								
1								
2								
3								
4								
5								
Sub-total								
Others								
1								
2								
3								
4								
5								
Sub-total								
GRAND TOTALS							13,629,397	5,890,579

ANNUAL STATEMENT for the Year Ended December 31, 2017 of Sun Life Financial Plans, Inc.

SCHEDULE 3-4 - Corporate Assets - SHORT TERM INVESTMENTS

Investment Type/Description	Account/ Certificate Number	DATE		Annual Rate/Interest	Term/Period	BALANCE		INTEREST			
		Acquisition/ Placement	Maturity			At Acquisition/ Placement Date	At Closing/ Balance Sheet Date	Collected	Accrued	Accrued	Earned
								During the Year	Previous Year	Current Year	During the Year
1	2	1	3	2	4	3	5	4	6	5	7
1 Special Deposit Accounts (BSP)											
2											
3											
4											
5											
6											
7											
TOTAL											

NOT APPLICABLE

ANNUAL STATEMENT for the Year Ended December 31, 2017 of Sun Life Financial Plans, Inc.

SCHEDULE 3-5 Corporate Assets - CORPORATE BONDS

SECURITY		DATE			INITIAL ACQUISITION/BOOKING VALUE			PRICE		CURRENT/CLOSING VALUE		Unrealized Gain (Loss)	INTEREST					
Description	Serial No.	Acquired	Issued	Maturity	Face Value	Underwriting Discount/Premium	Acquisition Cost	At Acquisition Date	At Closing/Balance Sheet Date	Book Value	Market Value		Annual Coupon Rate	How Paid*	Collected During the Year	Accrued Previous Year	Accrued Current Year	Earned During the Year
1	2	3	4	5	6	7	8	9	10	11	12	13 = (12-11)	14	15	16	17	18	19 = (16+17-18)
NOT APPLICABLE																		
TOTALS																		

*Indicate whether annually, semi-monthly, quarterly or monthly.

ANNUAL STATEMENT for the Year Ended December 31, 2017 of Sun Life Financial Plans, Inc.

SCHEDULE 3-6 Corporate Assets - MORTGAGE LOANS

Name and Address of Mortgagor (1)	Description of Property (TCT/CCT No.; Location; Area) (2)	Record of Mortgage: (Registry No.; Entry No.; City/Prov.; Amt of Notation) (3)	Market Value of Land Mortgaged (4)	Sound Value of Building (5)	Term of Loan		Amount of Original Loan (8)	PRINCIPAL			INTEREST						
					Date Given (6)	Date Due (7)		Amount Unpaid Dec.31 Prev Yr (9)	Loaned During the Year (10)	Paid During the Year (11)	Amount Unpaid Dec.31 Current Yr (12)	Annual Rate (13)	Collected During the Year (14)	Accrued Previous Year (15)	Accrued Current Year (16)	Earned During the Year (17)	
1																	
2																	
3																	
4																	
5																	
6																	
7																	
8																	
9																	
10																	
11																	
12																	
13																	
14																	
15																	
16																	
17																	
18																	
19																	
20																	
		TOTALS															

NOT APPLICABLE

ANNUAL STATEMENT for the Year Ended December 31, 2017 of Sun Life Financial Plans, Inc.

SCHEDULE 3-7 Corporate Assets - Planholders' loans

Policyholder / Borrower (1)	Term of Loan		Contract Number (4)	Amount of Insurance (5)	Amount of Original Loan (6)	P R I N C I P A L				I N T E R E S T					
	Date of Loan (2)	Date of Maturity (3)				Amount Unpaid Dec.31 Prev Yr (7)	Loaned During the Year (8)	Paid During the Year (9)	Amount Unpaid Dec.31 Current Yr (10)	Annual Rate (11)	Collected During the Year (12)	Accrued Previous Year (13)	Accrued Current Year (14)	Earned During the Year (15)	
	(1)	(2)				(3)	(4)	(5)	(6)	(7)	(8)	(9)	(10)	(11)	(12)
1															
2															
3															
4															
5															
6															
7															
8															
9															
10															
11															
12															
13															
14															
15															
16															
17															
18															
19															
20															
21															
22															
23															
24															
25															
TOTAL															

NOT APPLICABLE

ANNUAL STATEMENT for the Year Ended December 31, 2017 of Sun Life Financial Plans, Inc.

SCHEDULE 3-9 Corporate Assets - REAL ESTATE

TCT/CCT Number, City/Province	Area & Description of Lot / Building	Name of Vendor	Date Acquired	Estimated Life of Building	Actual Cost	Accumulated Depreciation Building	Net Book Value	Market Value per Appraisal	RENTAL INCOME				Encumbrance (if Any)
									Collected During the Year (10)	Accrued Previous Year (11)	Accrued Current Year (12)	Earned During the Year (13)	
(1)	(2)	(3)	(4)	(5)	(6)	(7)	(8)	(9)	(10)	(11)	(12)	(13)	(14)
Occupied by the Company:													
	Lot												
	Building												
	Sub-total												
Investment Properties													
	Lot												
	Building												
	Sub-total												
GRAND TOTALS													

NOT APPLICABLE

ANNUAL STATEMENT for the Year Ended December 31, 2017 of Sun Life Financial Plans, Inc.

SCHEDULE 3-10 Corporate Assets - OTHER INVESTMENTS

Description (1)	Account Number (2)	Date of Placement (3)	Date of Maturity (4)	Number of Shares / Units (5)	Acquisition cost (6)	Market Value (7)	INTEREST			
							Collected	Accrued	Accrued	Earned
							During the Year (8)	Previous Year (9)	Current Year (9)	During the Year (10)
1										
2										
3										
4										
5										
6										
7										
8										
9										
10										
TOTAL										

NOT APPLICABLE

ANNUAL STATEMENT for the Year Ended December 31, 2017 of Sun Life Financial Plans, Inc.

SCHEDULE 3-11 Corporate Assets - ACCRUED INVESTMENT INCOME

Kind of Investment	Collected During the Year	Accrued Investment Income		Unearned Investment Income		Earned During the Year (2-3+4+5-6) (7)
		Current Year	Previous Year	Current Year	Previous Year	
(1)	(2)	(5)	(6)	(3)	(4)	(7)
1 Interest on Government Securities	16,657,500	3,075,181	3,075,181			16,657,500
2 Income on Corporate Bonds						-
3 Dividends on Stocks						
4 Income on Real Estate						
5 Interest on Mortgage Loans						
6 Interest on Planholders' Loans						
7 Income on Short Term Investments						
8 Income on Other Investments						
9 Interest on Bank Deposits	2,226,931	13,191	4,243			2,235,879
Others:						
10						
11						
12						
TOTAL	18,884,431	3,088,372	3,079,424	-	-	18,893,379

ANNUAL STATEMENT for the Year Ended December 31, 2017 of Sun Life Financial Plans, Inc.

SCHEDULE Corporate Assets 3-12 ACCOUNTS/ NOTES RECEIVABLE

Name / Address of Debtor or Maker of Note*	Date Granted / Issued	Original Amount	Date of Last Payment	Amount Paid During the Year	Balance as of 12-31-PY	Balance as of 12-31-CY	Remarks <i>(Description: Nature, and Security, if any)</i>
(1)	(2)	(3)	(4)	(5)	(7)	(8)	(8)
Accounts Receivable:							
Secured:							
1							
2							
3							
Unsecured:							
1	Insurance Claims Receivable						
2							
3							
	Sub-total						
Notes Receivable:							
Secured:							
1							
2							
3							
Unsecured:							
1							
2							
3							
	Sub-total						
Other Receivable:*							
1	Advances to Employees						
2	Advances to Agents						
3	Advances to DOSRI						
4	Other receivable				137,894,441	-	Represents collection in transit from trustee banks
5	Receivable from parent company				-	-	
	Sub-total				137,894,441	-	
	GRAND TOTALS				137,894,441	-	
*To be Itemized in detail.							

ANNUAL STATEMENT for the Year Ended December 31, 2017 of Sun Life Financial Plans, Inc.

SCHEDULE 3-13 Corporate Assets - PROPERTY and EQUIPMENT

Particulars *	Date of	Estimated	Acquisition	Accumulated	Net Book	Remarks
(1)	Purchase	Life	Cost	Depreciation	Value	
	(2)	(3)	(4)	(5)	(6)	(7)
Computer Software						
1	PRISM Replacement	3 years	16,811,319	6,070,754	10,740,565	
	Sub-Total		16,811,319	6,070,754	10,740,565	
Fixtures						
	Sub-Total					
Office Equipment						
	Sub-Total					
Transportation Equipment						
	Sub-Total					
GRAND TOTALS			16,811,319	6,070,754	10,740,565	
<i>*To be Itemized in detail.</i>						

ANNUAL STATEMENT for the Year Ended December 31, 2017 of Sun Life Financial Plans, Inc.

SCHEDULE 3-15 Corporate Assets - OTHER ASSETS

Particulars (1)		Nature of Account (2)	Balance	Balance of	Remarks (2)
			Previous Year (3)	Current Year (4)	
1	Prepaid taxes	Represent taxes paid in advance for Documentary Stamp Taxes (DST), Input VAT (net of Output VAT) and Tax Credits (taxes withheld at source)	165,096	273,296	
2	Prepaid expenses	Represent expenditures paid in advance that will have a future benefit to the Company. This account include payment for system enhancement	-	-	
3	Security and miscellaneous deposits	Represent security deposits from rental and utilities that the Company paid as security for the use of office space, parking slots, telephone or electric meter.	792,500	692,335	
4			-	-	
5			-	-	
6					
7					
8					
9					
10					
TOTAL			957,596	965,631	
*To be itemized in detail.					

ANNUAL STATEMENT for the Year Ended December 31, 2017 of Sun Life Financial Plans, Inc.

SCHEDULE 4 - INSURANCE PREMIUM RESERVE

Plan	Balance of	Balance
	Previous Year	Current Year
(1)	(2)	(3)
1 Memorial	NOT APPLICABLE	
2 Pension		
3 Education		
TOTAL		

AL STATEMENT for the Year Ended December 31, 2017 of Sun Life Financial Plan

SCHEDULE 5 - OTHER RESERVES

Plan (1)	Balance of	Balance
	Previous Year (2)	Current Year (3)
1 Memorial		
2 Pension	-	-
3 Education	-	-
TOTAL	-	23,713,066

ANNUAL STATEMENT for the Year Ended December 31, 2017 of Sun Life Financial Plans, Inc.

SCHEDULE 6 - PLANHOLDERS' BENEFITS PAYABLE

Name of Planholder (1)	Nature of Account (2)	Balance	Balance	Remarks (5)
		Previous Year (3)	Current Year (4)	
Memorial Plan:				
1				
2				
3				
4				
5				
6				
7				
8				
9				
10				
11				
12				
13				
14				
15				
Sub-total				
Education Plan:				
1				
2				
3				
4				
5				
6				
7				
8				
9				
10				
11				
12				
13				
14				
15				
Sub-total		(19,454,003)	(20,990,137)	
Pension Plan:				
1				
2				
3				
4				
5				
6				
7				
8				
9				
10				
11				
12				
13				
14				
15				
Sub-total		(48,929,976)	(58,932,683)	
Non Plan related		(87,530)	(79,554)	
Grand Total		(68,471,510)	(80,002,373)	

ANNUAL STATEMENT for the Year Ended December 31, 2017 of Sun Life Financial Plans, Inc.

SCHEDULE 7 - PLANHOLDERS' DEPOSITS

Name of Planholder (1)	Balance of	Received	Refunded	Balance
	Previous Year (2)	During the Year (3)	During the Year (4)	Current Year 2+3-4 (5)
1				
2				
3				
4				
5				
6				
7				
8				
9				
10				
11				
12				
13				
14				
15				
16				
17				
18				
19				
20				
21				
22				
23				
24				
25				
GRAND TOTAL	23,647,104	6,294,521	5,037,559	24,904,066

ANNUAL STATEMENT for the Year Ended December 31, 2017 of Sun Life Financial Plans, Inc.

SCHEDULE 8 - COUNSELORS' BOND RESERVE

Name of Sales Counselor		Balance of	Received	Refunded	Balance
		Previous Year	During the Year	During the Year	Current Year
(1)		(2)	(3)	(4)	(5)
		2+3-4			
1	ASPEN	1,606			1,606
2	BIRTHRIGHT	5,385			5,385
3	CAGAYAN DE ORO	9,783			9,783
4	DRAGONWOOD	-			-
5	ILOILO	11,367			11,367
6	JARRAH	-			-
7	MAPLE	2,306			2,306
8	ACACIA	195,920			195,920
9	ALMOND	64,643			64,643
10	BANYAN	57,618			57,618
11	BAYWOOD	97,137			97,137
12	BICOL	19,735			19,735
13	BIRCH	277,821			277,821
14	BRISTLECONE	141,126			141,126
15	BROKER	1,013			1,013
16	CEBU	145,907			145,907
17	CEDAR	278,502			278,502
18	CENTRAL LUZON	57,791			57,791
19	CHESTNUT	197,208			197,208
20	CORINTHIAN	44,807	2,942		47,749
21	COTTONWOOD	7,765			7,765
22	CYPRESS	156,155			156,155
23	DURIAN	111,616			111,616
24	DAVAO	199,261			199,261
25	EUCALYPTUS	172,108			172,108
26	EVERGREEN	11,842			11,842
27	GOLDENRAIN	92,766			92,766
28	GREEN FIR	213,651			213,651
29	JACARANDA	190,744			190,744
30	LINDEN	2,762			2,762
31	MAGNOLIA WOODS	81,418			81,418
32	MANGO	75			75
33	MAHOGANY	72,115	61		72,176
34	MANGROVE	56,018			56,018
35	MARKET DEV BACOLOD	50,691	1,145		51,836
36	MULBERRY	41,180			41,180
37	MARKET DEV BULACAN	42,370			42,370
38	MARKET DEV DAGUPAN	68,602			68,602
39	MINT	50,665	488		51,153
40	MARKET DEV ISABELA	2,868			2,868
41	MKT DEV LUZ	115,765			115,765
42	METRO MANILA	1,283,575	450		1,284,025
43	MOLAVE	171,930			171,930
44	MULAWIN	251,736			251,736
45	NARRA	113,395			113,395
46	RED OAK	95,997			95,997
47	OLIVE	91,060			91,060
48	OSMANTHUS	297,699			297,699
49	PALM	98,992			98,992
50	GENUS PINE	40,266			40,266
51	QUEZON CITY	10,846			10,846
52	REDWOOD	202,501			202,501
53	ROSEWOOD	103,604			103,604
54	ROYAL POINCIANA	61,569			61,569
55	SEQUOIA	382,748			382,748
56	RSOHO	7,397			7,397
57	RED SPRUCE	66,155			66,155
58	TINDALO	346,729	14,251		360,980
GRAND TOTAL		6,976,311	19,337	-	6,995,648

ANNUAL STATEMENT for the Year Ended December 31, 2017 of Sun Life Financial Plans, Inc.

SCHEDULE 9 - ACCOUNTS/NOTES PAYABLE

Name of Creditor*		Nature of Account	Balance	Balance of	Remarks
			Previous Year	Current Year	
(1)	(2)	(3)	(4)	(5)	
Notes Payable					
1					
2					
3					
4					
5					
6					
7					
8					
9					
10					
Sub-total					
Accounts Payable					
1					
2					
3					
4					
5					
Sub-total					
Other Payable					
1	Payable to Parent Company		3,635,460	3,240,776	
2					
3					
4					
5					
Sub-total			3,635,460	3,240,776	
GRAND TOTAL			3,635,460	3,240,776	
<i>*To be Itemized in detail.</i>					

ANNUAL STATEMENT for the Year Ended December 31, 2017 of Sun Life Financial Plans, Inc.

SCHEDULE 10 - TAXES PAYABLE

Particulars (1)	Nature of Account (2)	Balance	Balance of	Remarks (5)
		Previous Year (3)	Current Year (4)	
1 Value added taxes		570,086	110,064	
2 Withholding taxes		103,847	79,138	
3 Final taxes		615,885	617,674	
4				
5				
6				
7				
TOTAL		1,289,818	806,876	
<i>*To be Itemized in detail.</i>				

ANNUAL STATEMENT for the Year Ended December 31, 2017 of Sun Life Financial Plans, Inc.

SCHEDULE 11- ACCRUED EXPENSES

	Name of Creditor *	Nature / Description of Account	Balance	Balance of	Remarks
			Previous Year	Current Year	
	(1)	(2)	(3)	(4)	(5)
1	Payable to agents		2,586,728	2,883,527	
2	Provision for dividends				
3	Unidentified bank credits		852,367	564,137	
4	Repairs and maintenance				
5	Salaries and employee benefits				
6	Professional fees		448,797	1,396,556	
7	Rentals				
8	Government remittance payable				
9	Utilities				
10	Other miscellaneous payable		231,760	941,707	
	TOTAL		4,119,652	5,785,927	
	<i>*To be Itemized in detail.</i>				

ANNUAL STATEMENT for the Year Ended December 31, 2017 of Sun Life Financial Plans, Inc.

SCHEDULE 12 - OTHER LIABILITIES

	Name of Creditor*	Nature / Description of Account	Balance Previous Year	Balance of Current Year	Remarks
	(1)	(2)	(3)	(4)	(5)
1					
2					
3					
4					
5					
6					
7					
	TOTAL				
*To be itemized in detail.					

NOT APPLICABLE

ANNUAL STATEMENT for the Year Ended December 31, 2017 of Sun Life Financial Plans, Inc.

SCHEDULE 13 - STOCKHOLDERS' EQUITY

Authorized Capital Stock: Number of Shares - 5,000,000; Amount - P 125,000,000

	Name of Stockholder	Citizenship	Number	Par Value	Subscribed	Percentage	Subscription	Paid-up Capital Stock		Additional	Deposit for	Dividends Paid	Dividends Payable
			of Shares	per Share	Capital	of Ownership	Receivable	Common	Preferred	Paid-in Capital	Future Subscription	During the Year	Current Year
	(1)	(2)	(3)	(4)	(5)	(6)	(7)	(8)	(9)	(10)	(11)	(12)	(13)
1	Sun Life of Canada (Philippines), Inc.	Dutch	4,999,995	25	124,999,875	100%	-	74,999,875	50,000,000	374,999,625			
2	Chia-Ling Chou aka Lucy Chou	Chinese	1	25	25	0%	-	25		75			
3	Alexander Narciso	Filipino	1	25	25	0%	-	25		75			
4	Rizalina G. Mantaring	Filipino	1	25	25	0%	-	25		75			
5	Francisco Sandejas	Filipino	1	25	25	0%	-	25		75			
6	Oscar S. Reyes	Filipino	1	25	25	0%	-	25		75			
	Grand Total		5,000,000		125,000,000			75,000,000	50,000,000	375,000,000			

ANNUAL STATEMENT for the Year Ended December 31, 2017 of Sun Life Financial Plans, Inc.

INVESTMENT AT COST for the year ended December 31, 2017


		PENSION	LIFE/MEMORIAL	EDUCATIONAL	TOTAL TRUST FUND	INSURANCE PREMIUM FUND	CORPORATE ASSETS	GRAND TOTAL
1	BONDS							
	A. GOVERNMENT							
	A.1 FX Rate T- Notes	3,746,510,148		1,678,524,437	5,425,034,585		282,996,300	5,708,030,885
	A.2 Floating Rate T-Notes							
	A.3 Retail T- Bonds							
	A.4 ST Denom Bonds (ERAP)							
	A.5 Agrarian Reform Bonds/Landbank							
	A.6 Phillippine Issued Eurobonds (P. \$)							
	B. PRIVATE BONDS	46,800,000		92,900,000	139,700,000			139,700,000
	C. FOREIGN BONDS							
2	STOCKS	96,598,285		221,329,775	317,928,060			317,928,060
3	REAL ESTATE							
4	PURCHASE MONEY MORTGAGES							
5	MORTGAGE LOANS ON REAL ESTATE							
6	COLLATERAL LOANS							
7	GUARANTEED LOANS							
8	OTHER LOANS							
	8.1 Car Loans							
	8.2 Chattel							
	8.3 Other Loans							
9	SHORT-TERM INVESTMENTS							
	9.1 Short-Term Government Bonds							
	9.1.1 Treasury Bills							
	9.2 Commercial Papers							
	9.3 Promissory Note							
	9.4 Fixed Income							
	9.5 Repurchase Agreement							
10	OTHER INVESTMENTS							
	10.1 Contract Receivables							
	10.2 Proprietary Shares							
	10.3 Mutual Funds						7,738,818	7,738,818
	10.4 Long-Term Commercial Papers							
	10.5 Real Estate Investment Trust (REIT)							
	10.6 Tier 2 Notes							
	10.7 Service Assets							
11	FIXED DEPOSITS							
	11.1 Super/Special Savings	60,812,297		122,129,072	182,941,369		145,462,369	328,403,738
	11.2 Time Deposits						78,600,000	78,600,000
	TOTAL INVESTMENTS	3,950,720,730		2,114,883,283	6,065,604,014		514,797,487	6,580,401,501

stats/aea

ANNUAL STATEMENT FOR THE YEAR ENDED DECEMBER 31, 2017 OF
SUN LIFE FINANCIAL PLANS, INC.

REPUBLIC OF THE PHILIPPINES
MAKATI, METRO MANILA S.S


Alexander S. Narciso, President ; Maria Sachiko A. Pang, Chief Actuary; Sherwin S. Sampang Treasurer, and Roselle L. Lustre, Chief Accountant & Comptroller of the Company being duly sworn, each for herself/himself deposes and says that they are herein described officers of the said company, and that on the 31st day of December last, all herein described assets were the absolute properties of the said company, free and clear from any liens or claims thereon, except as herein stated, and that the foregoing statement, with the schedules and explanations therein contained, annexed or referred to are full and correct statement of all the Assets, Liabilities, Income and Expenses, and of the condition and affairs of the said company on the said thirty-first day of December last, and for the year ended on that date, according to the best of their information, knowledge and belief, respectively.



President



Chief Actuary



Treasurer



Chief Accountant and Comptroller

Corporate Residence Certificate No. 00129254
issued at Taguig City
on January 13, 2018
Passport No. EC4560877/ SSS No. 33-1810926-3/ Passport No. EC2995703/ P5797189A issued at Manila/ Makati / Manila/ Manila on 07/01/2015; N/A; 12/16/2014; 01/27/2018

Subscribed and sworn to before me this 18 APR 2018 th day of _____, 2018


Doc No. DS

Page No. 106

Book No. 57

Series of 2018




ATTY. RAYMOND A. RAMOS
COMMISSION NO. M-277
NOTARY PUBLIC FOR MAKATI CITY
UNTIL DECEMBER 31, 2018
NO. 15 J.P. RIZAL EXTN. COR. TANGUILE ST
COMEMBO, MAKATI CITY
SC Roll No. 6217904-26-2013
IBP NO. 022957/01-04-2018/Pasig City
PTA No. MAKI-001469, 01-02-2018/MAKATI CITY
MCLE Compliance No. V-000551W/11-01-2018